



2022 Population and Housing Census Preliminary Results on Fertility

Presented by

Mr Taguma Mahonde
ZIMSTAT Director-General

Outline of Presentation

- Introduction
- Importance of Fertility Statistics
- Crude Birth Rate
- General Fertility Rates
- Age Specific Fertility Rates
- Total Fertility Rate
- Median Age at First Live Birth
- Proportion of Women Aged 20 – 24 Years who got Married before Age 15
- Proportion of Women Aged 20 – 24 Years who got Married before Age 18
- Birth registration

Introduction

- The 2022 Population and Housing Census (PHC) collected data on fertility which is a key driver of population change along side mortality and migration;
- The 2022 PHC collected data for women 10-49 years;
- Fertility information for women 10-14 years was collected to assess the fertility trends and child marriages for this age group at in-depth analysis stage; and
- The 2022 Population and Housing Census Preliminary results focused on fertility analysis for women aged 15-49 .

Importance of Fertility Statistics

- Policy formulation and evaluation;
- Effective planning and resource allocation;
- Assisting in projecting demand for social services; and
- Monitoring of regional and international obligations such as Agenda 2063 and the Sustainable Development Goals (SDGs).

Fertility Preliminary Results

A decorative graphic consisting of multiple parallel, wavy lines of small blue dots. The dots are arranged in a pattern that resembles a sine wave or a series of overlapping curves, creating a sense of movement and depth. The background is a solid, vibrant blue.

Crude Birth Rate (CBR) by Province

A total of **435,735** live births were reported in the last 12 months preceding the census.

At national level, crude birth rate was **28.7 live births per 1,000 population**.

Mash Central: **32.7**

Mash West: **32.0**

Mat North: **25.4**

Bulawayo: **21.6**.

In 2012 the CBR was **31.9**

	Population	Live births in the Last 12 months	Crude Birth Rate
Bulawayo	665,952	14,387	21.6
Manicaland	2,037,703	59,978	29.4
Mashonaland Central	1,384,891	45,240	32.7
Mashonaland East	1,731,173	51,218	29.6
Mashonaland West	1,893,584	60,528	32.0
Matabeleland North	827,645	21,011	25.4
Matabeleland South	760,345	19,611	25.8
Midlands	1,811,905	53,954	29.8
Masvingo	1,638,528	43,206	26.4
Harare	2,427,231	66,602	27.4
Total	15,178,957	435,735	28.7



General Fertility Rate (GFR) by Province

At national level, GFR was **114 live births per 1,000 women.**


Mash Central: **137**

Mash West: **128**

Harare: **91**

Bulawayo: **73**

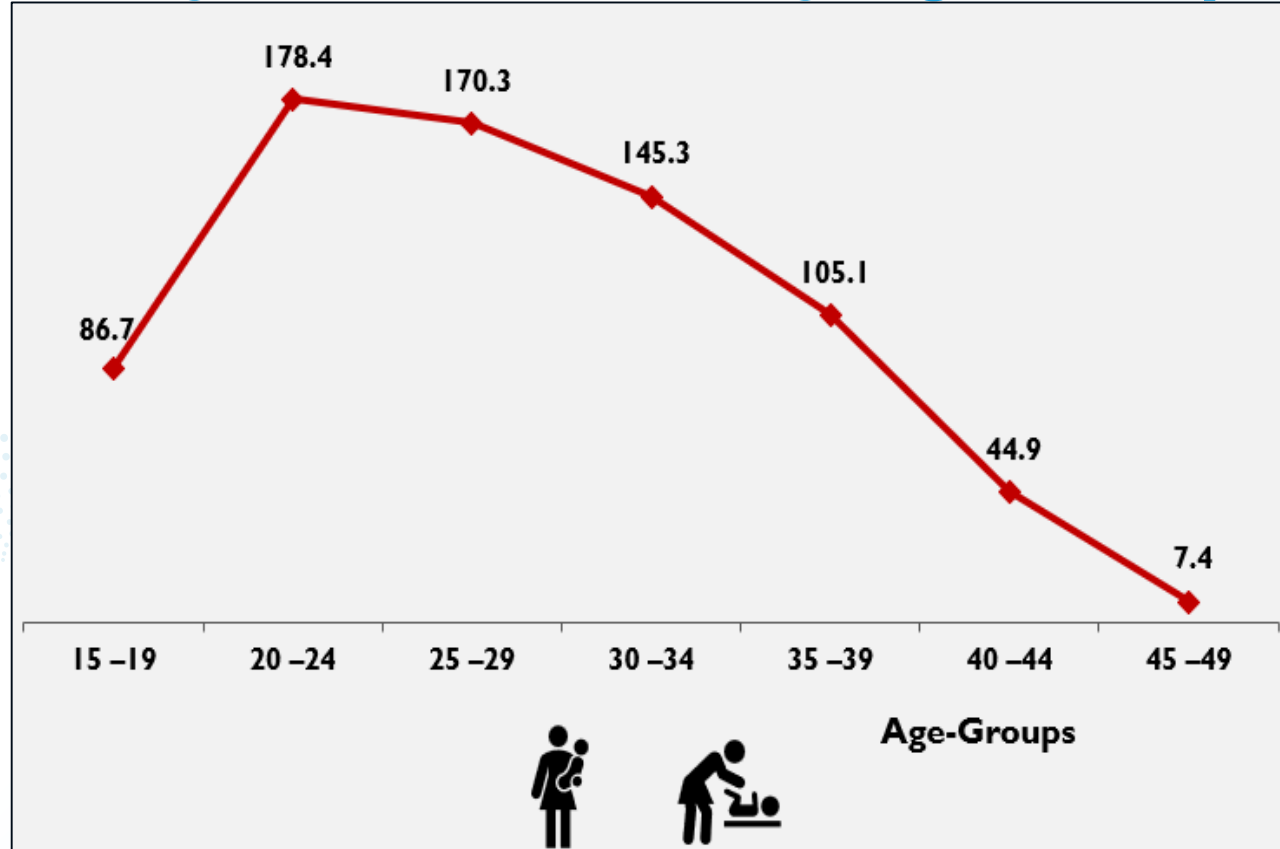
In 2012, the GFR was **127 live births per 1,000 women.**



Age Specific Fertility Rates (ASFR) by Age Group

ASFR was highest at **178.4 live births per 1,000 women** in the 20–24 year age group.

ASFR was lowest at **7.4 live births per 1,000 women** in the 45-49 age group.

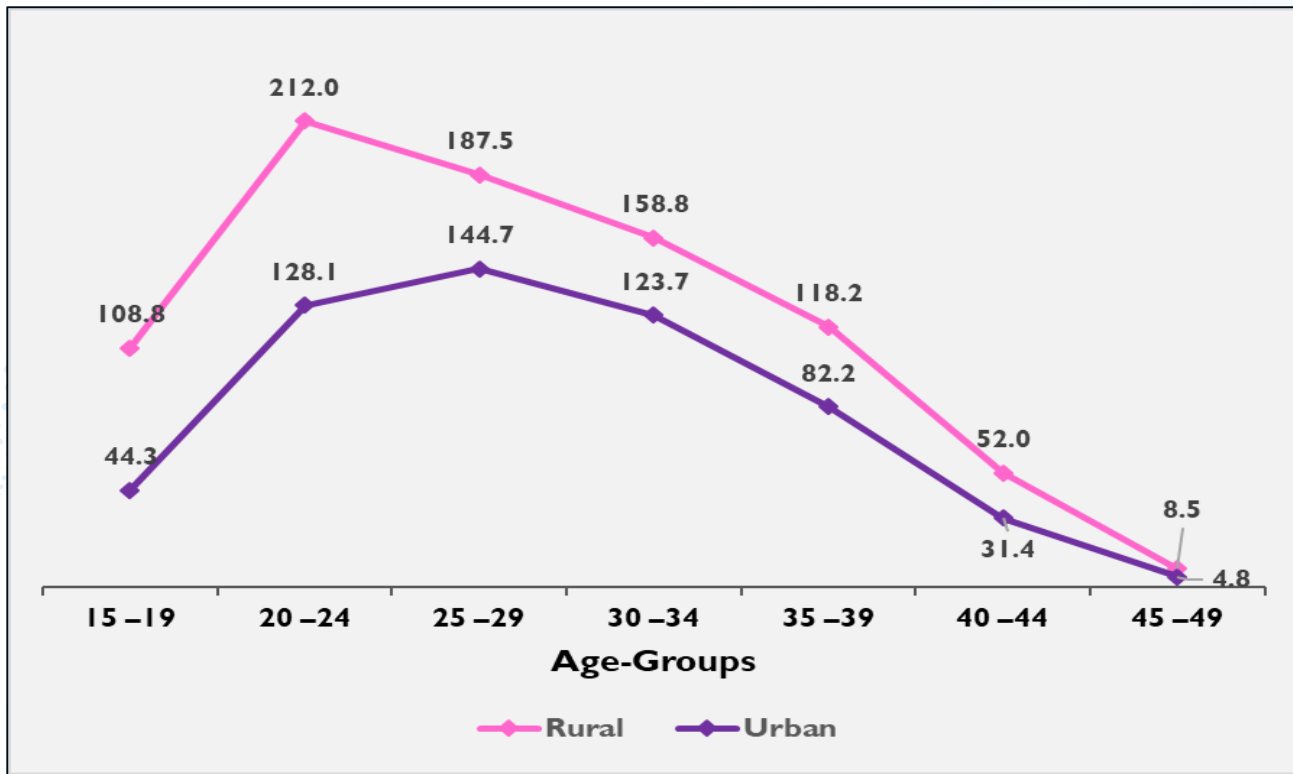


Age Specific Fertility Rates (ASFR) by Rural/Urban Areas and Age Group

ASFR was higher in rural areas compared to urban areas.

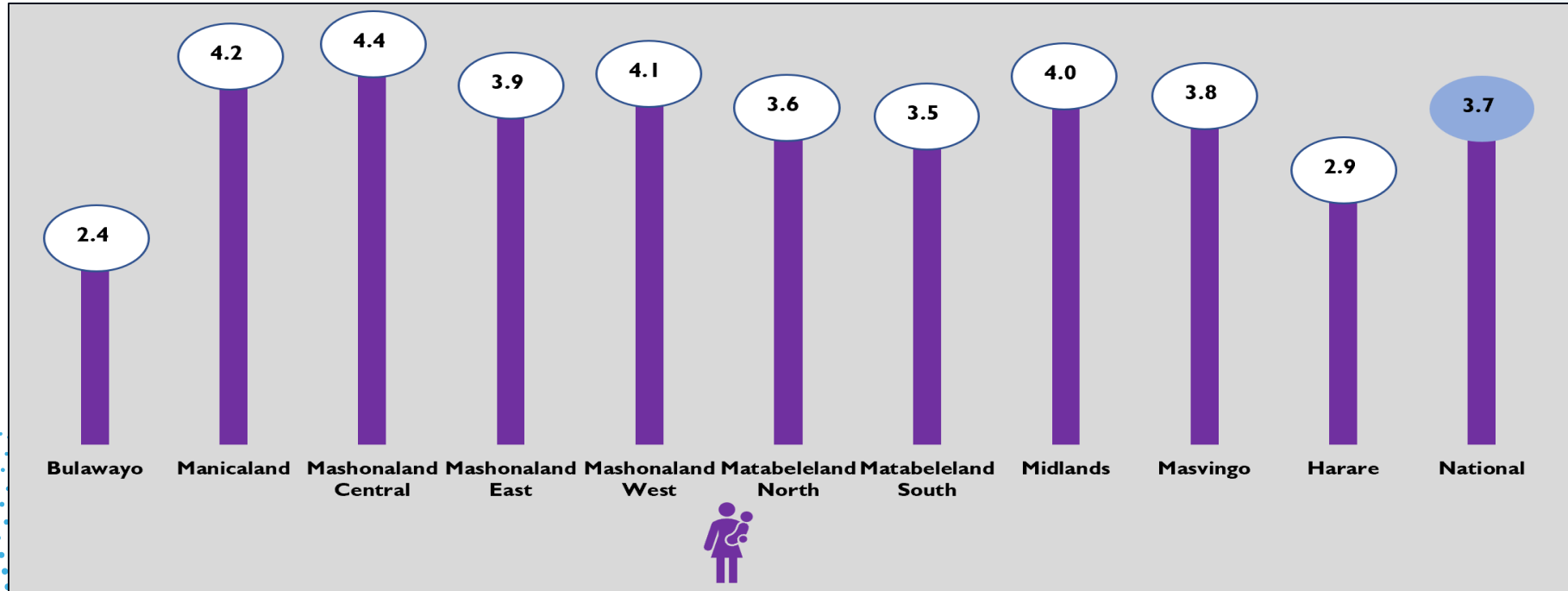
In rural areas, fertility peaked, at **212 live births per 1,000 women** in the 20–24 year age group,

In urban areas, it peaked, at **144.7 live births per 1,000 women** in the 25–29 year age group.




Total Fertility Rate (TFR) by Province

At the national level, TFR was **3.7 children per woman**. Mash Central: **4.4**; Manicaland: **4.2**; Mat North: **3.6**; Mat South: **3.5**; Harare: **2.9**; Bulawayo: **2.4**. In 2012, the TFR was **3.8 children per woman**



Total Fertility Rate by Rural/Urban Areas

TFR was higher in rural areas **4.2 children per woman** compared to urban areas **2.8 children per woman**.

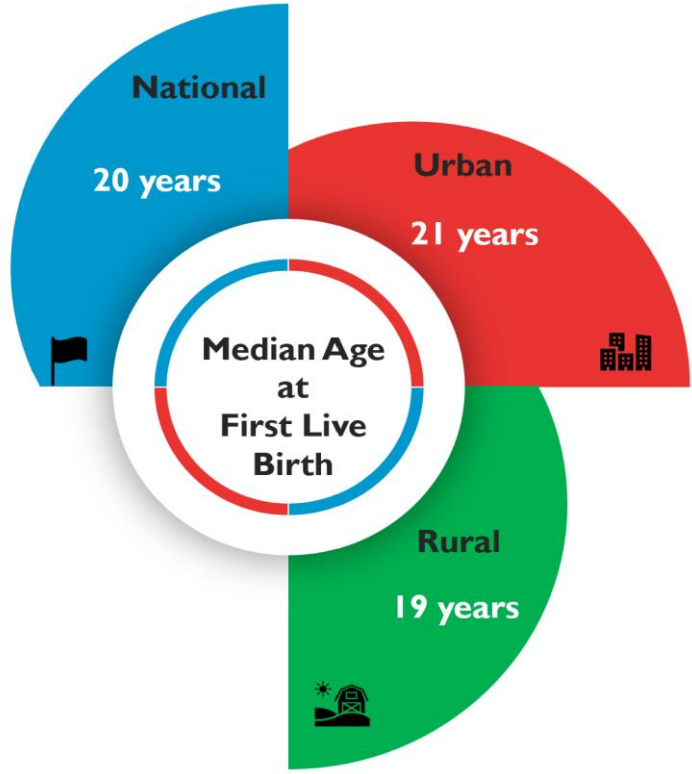


Median Age at First Live Birth by Rural/Urban Areas

At a national level, median age at first live birth was **20 years**.

In Rural areas, the median age at first live birth was **19 years** while in urban areas **21 years**.

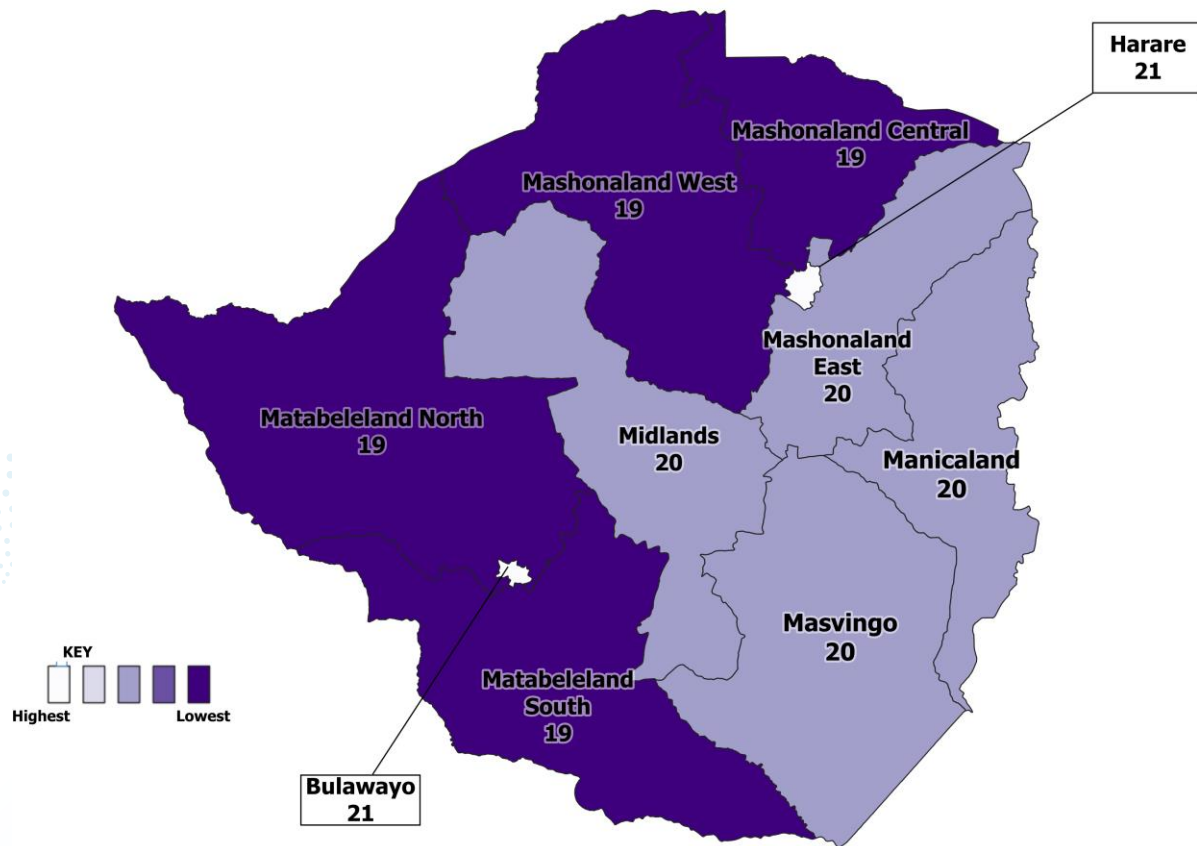
In 2012 at national level, the median age at first live birth was **21 years**



Median Age at First Live Birth by Province

The lowest median age at first live birth (**19 years**) was recorded in Mash Central, Mash West, Mat North and Mat South provinces.

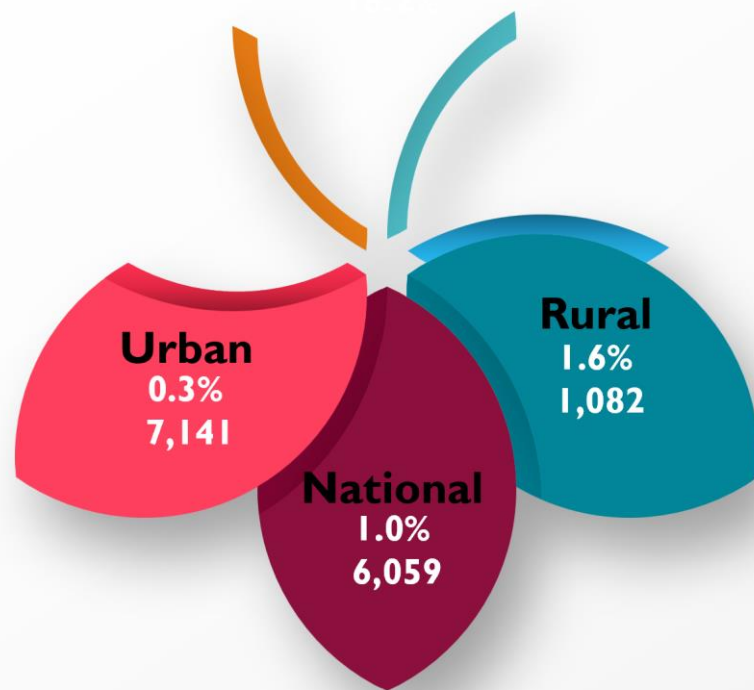
The highest median age at first live birth of **21** was in Harare and Bulawayo provinces.



Proportion of Women Aged 20–24 Years who got Married before Age 15 by Rural/Urban Areas

At national level, **1.0%** of the women aged 20–24 years, got married before attaining age 15.

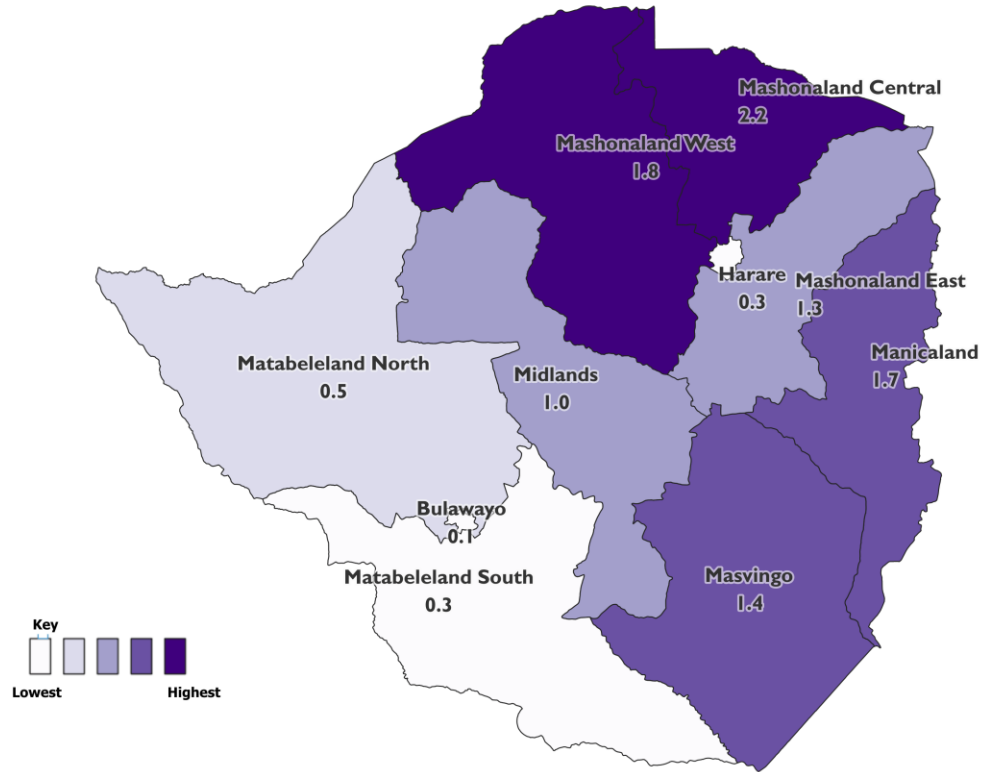
The proportion was higher at **1.6%** in rural areas compared to urban areas at **0.3%**.



Proportion of Women Aged 20 – 24 who got Married before Age 15 by Province

Mashonaland Central had the highest proportion of women who got married before attaining the age of 15; **2.2%**


Mash West: **1.8%**
Manicaland: **1.7%**
Harare: **0.3%**
Bulawayo: **0.1%**



Proportion of Women Aged 20–24 who got Married before Age 18 by Rural/Urban Areas

At a national level, **16.2%** of the women aged 20–24 years, got married before attaining 18 years.

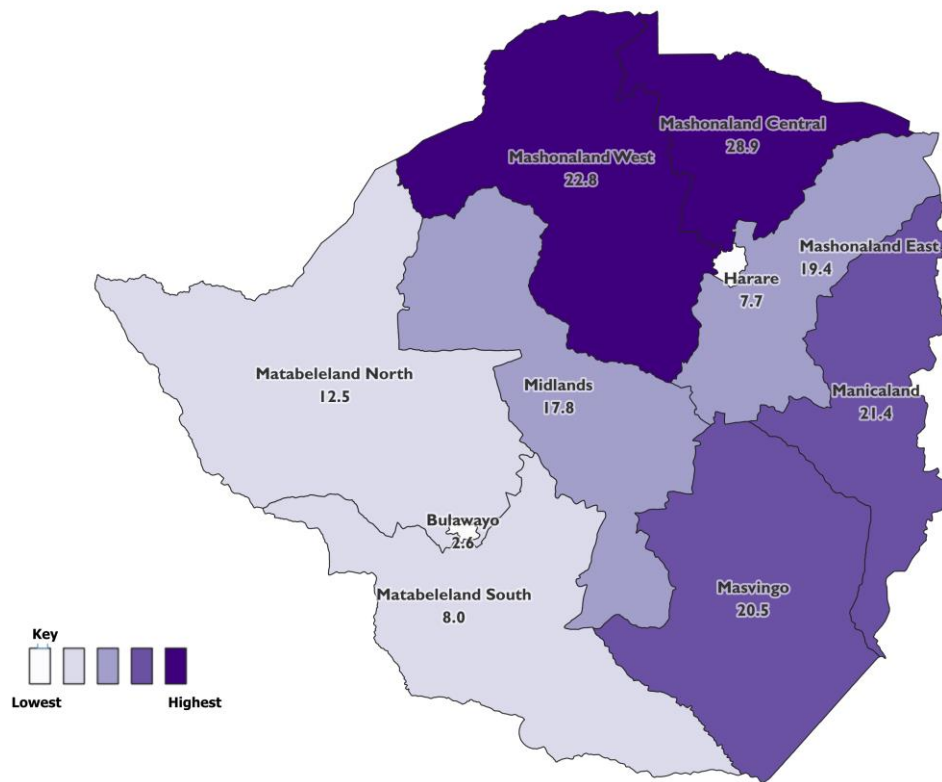
The proportion was **22.7%** in rural areas and **7.2%** in urban areas.



Proportion of Women Aged 20–24 Years who got Married before Age 18 by Province

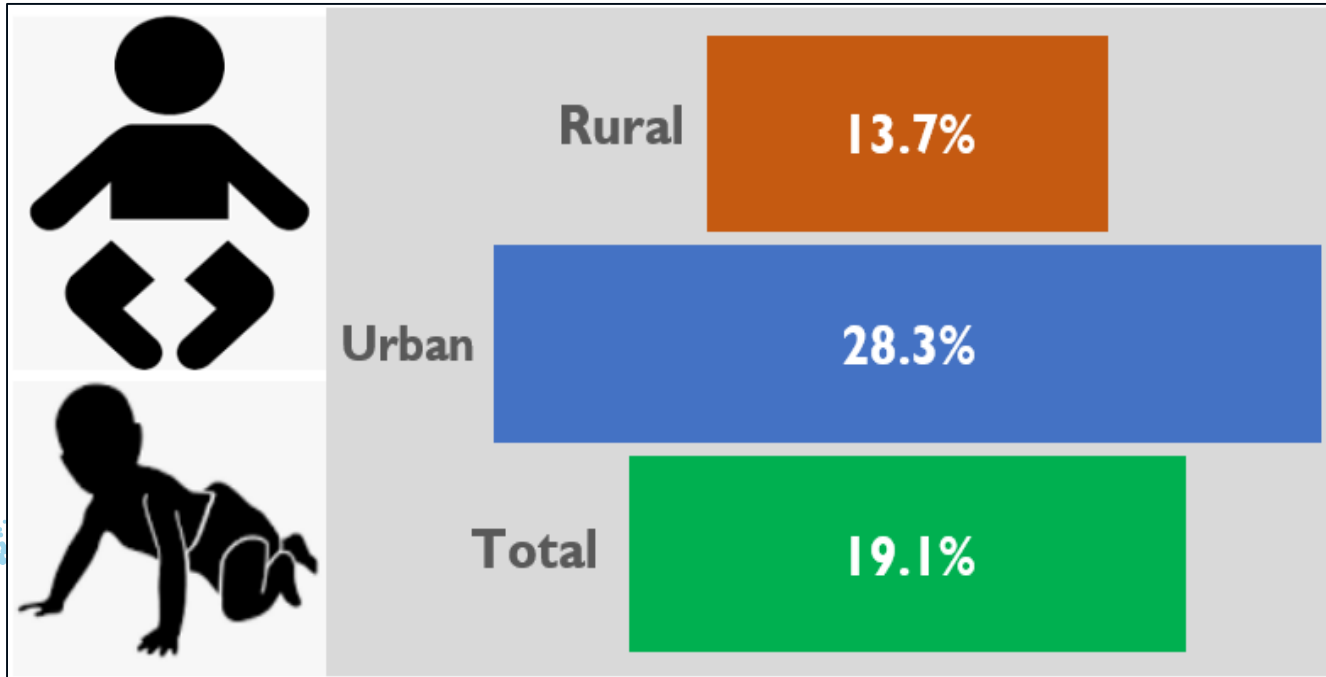
Mashonaland Central had the highest proportion of **28.8%** of women who got married before age of 18.

Mash West: **22.8%**
Manicaland: **21.4%**
Harare: **7.7%**
Bulawayo: **2.6%**



Infant Birth Registration by Rural/Urban Areas

At national level **19.1%** (84,419) births were registered for infants. Birth registration for infants was **28.3%** (45,982) for urban areas and **13.7%** (38,437) for rural areas.



Infant Registered Births by Province

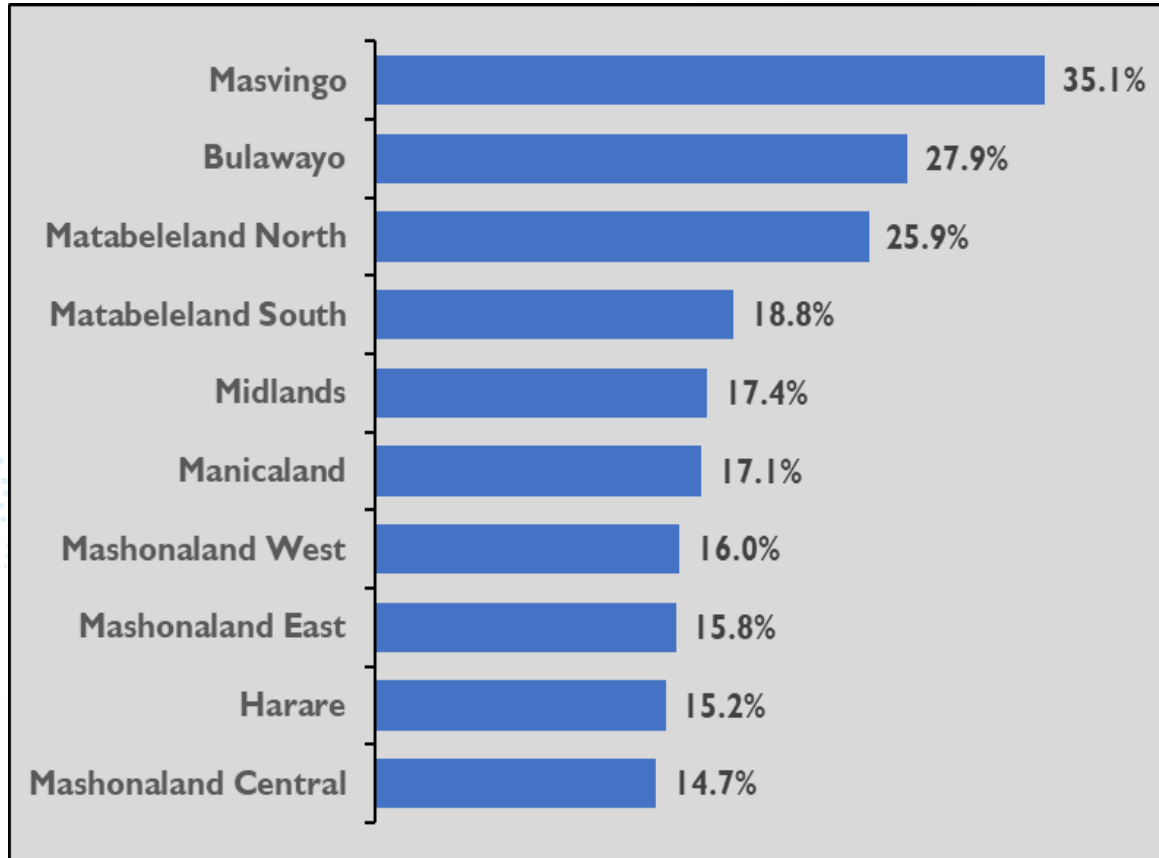
Proportion of registered births was:

Masvingo: **35.1%**

Bulawayo: **27.9%**

Harare: **15.2%**

Mash Central: **14.7%**



Conclusion

The final report will also include information on:

- **Gross reproduction rate (GRR);**
- **Average parity/children ever born;**
- **Parity distributions;**
- **Child-woman ratio (CWR); and**
- **Median ages at first marriage**

Hence Forth

- This report is the sixth in a series of 8 reports to be disseminated by ZIMSTAT.
- Dissemination of results in respect of the remaining modules will be staggered as follows:
 - ✓ Education: 18th October 2022
 - ✓ Labour Force: 1st November 2022

I THANK YOU

