

2nd Quarter 2025: Transport Statistics Report

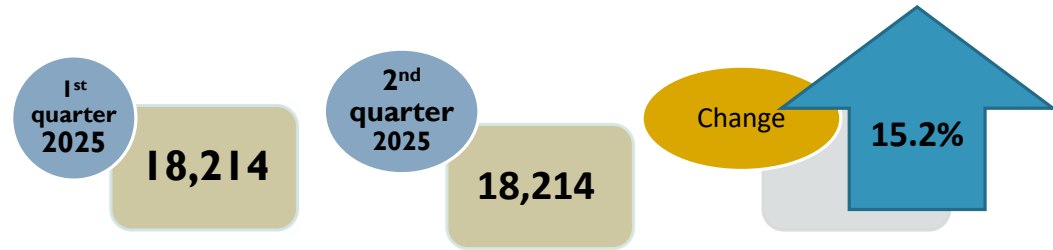


Presenter:
Mukoki Kureva
Manager Services
Statistics

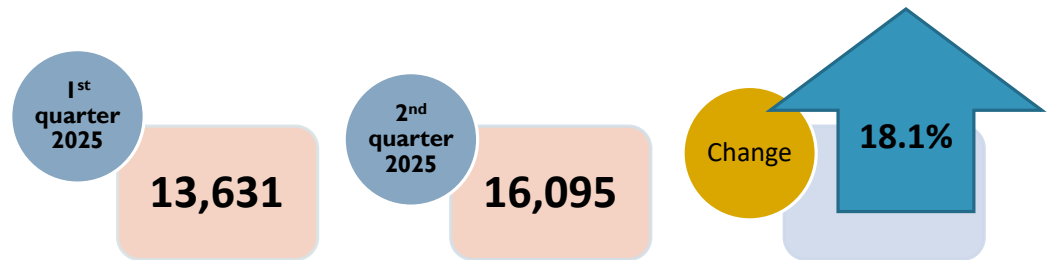


Vehicles Registered for the First Time

During the 2nd quarter 2025, the number of vehicles registered for the first time increased by **15.2%**, from **18,214** recorded in 1st quarter 2025 to **21,128**.



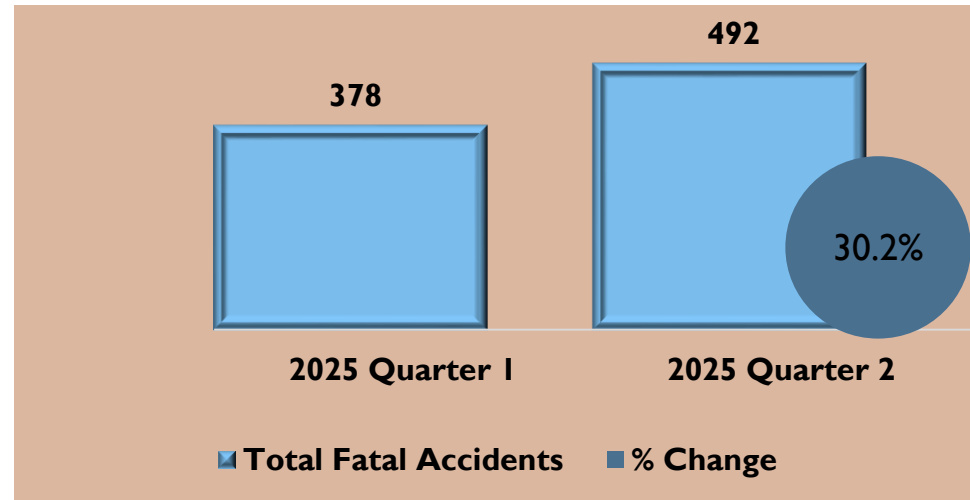
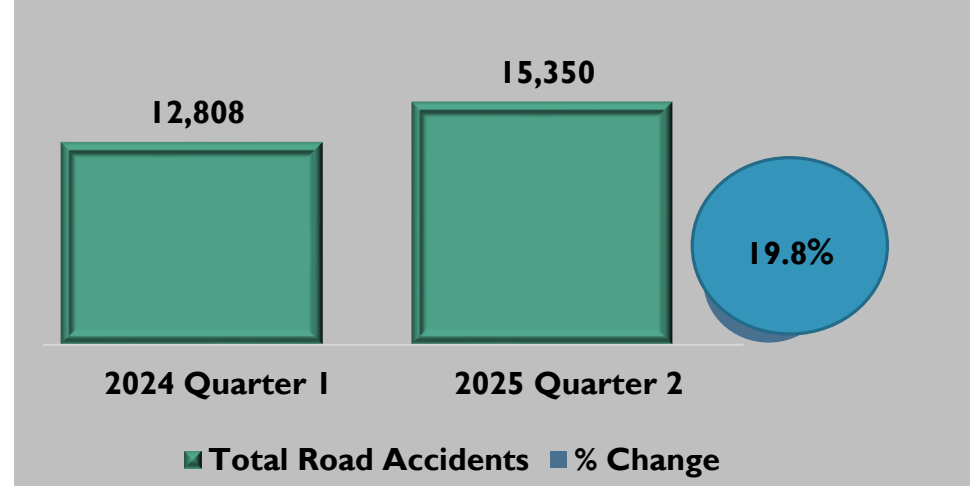
The number of light motor vehicles registered for the first time increased by **18.1%** from **13,631** recorded during 1st quarter 2025 to **16,095**.



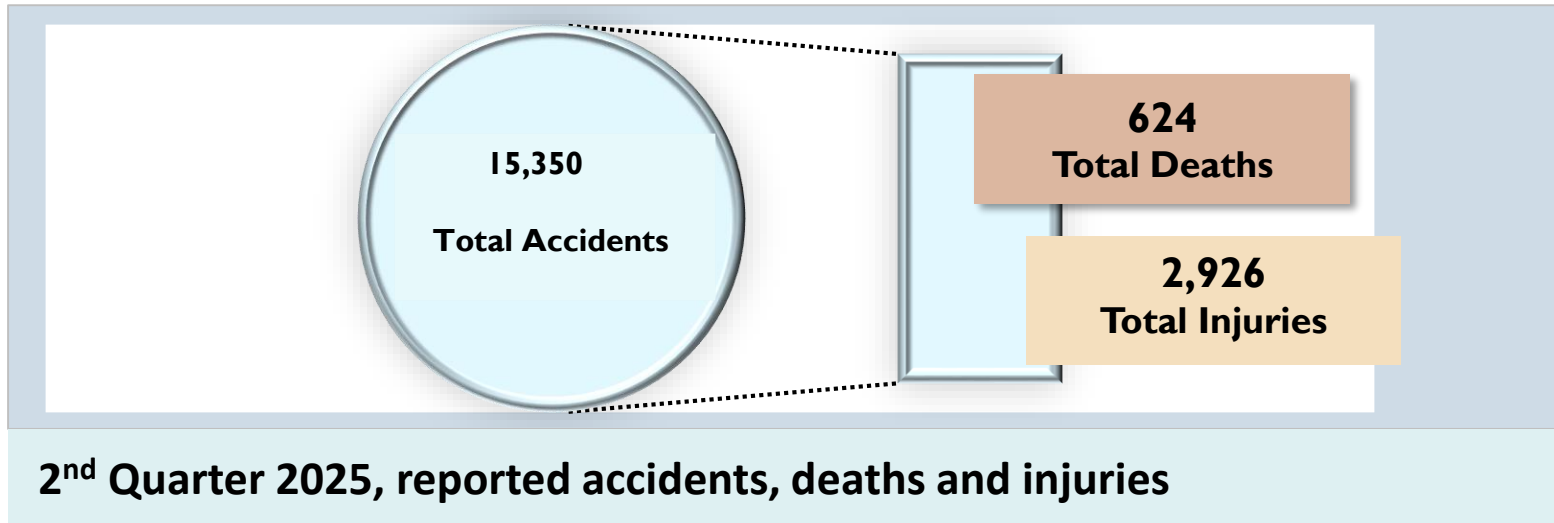
Road Traffic Accidents

Road traffic accidents increased by **19.8** percent during 2nd quarter 2025 as compared to 1st quarter 2025.

- Of the **15,350** accidents reported in 2nd quarter 2025, **492** were fatal.
- Quarter-on-quarter comparison shows a **30.2** percent increase in fatal accidents, from **378** reported in 1st quarter 2025.



Casualties from Road Traffic Accidents



The **15,350** road traffic accidents that were reported during quarter under review resulted in **624** deaths and **2,926** injuries.

Certificate of Competence Tests

Of the **54,453** candidates who underwent certificate of competence test during 2nd quarter 2025, of which **(52.9)** succeeded.

Proportions of candidates who passed the certificate of competence test during 2nd quarter 2025 were **less than fifty** percent in all provinces except Mash East, Harare and Manicaland which recorded **67.6%**, **66.3%**, and **50.1%** respectively.

Province	Certificate of Competency	
	Tested	% Passed
Bulawayo	4,292	35.4
Harare	21,093	66.3
Manicaland	4,499	50.1
Mash Central	2,323	40.0
Mash East	5,135	67.6
Mash West	3,854	41.7
Mat North	946	40.8
Mat South	4,787	37.1
Masvingo	2,600	45.2
Midlands	4,924	34.6
National	54,453	52.9

Data Source: Vehicle Inspectorate Department

Flights by Airport

	Joshua Mqabuko Nkomo International Airport	Robert Gabriel Mugabe International Airport	Victoria Falls International Airport	Other Airports	Total
1 st Quarter 2025	1,483	5,787	2,474	1,632	11,376
2 nd Quarter 2025	1,993	6,931	4,334	3,490	16,748
% Change	34.4	19.8	75.2	113.8	47.2

- All airports reported more flights (military flights excluded) in 2nd quarter 2025 than in the preceding quarter, resulting in an overall **47.2** percent rise.
- During 2nd quarter 2025, Robert Gabriel Mugabe International Airport recorded **6,931** flights, depicting a **19.8** percent increase, from **5,787** in 1st quarter 2025.

Air Passengers by Airport

	Joshua Mqabuko Nkomo International Airport	Robert Gabriel Mugabe International Airport	Victoria Falls International Airport	Other Airports	Total
1 st Quarter 2025	43,217	347,080	107,500	3,478	501,275
2 nd Quarter 2025	50,367	395,267	159,527	7,534	612,695
% Change	16.5	13.9	48.4	116.6	22.2

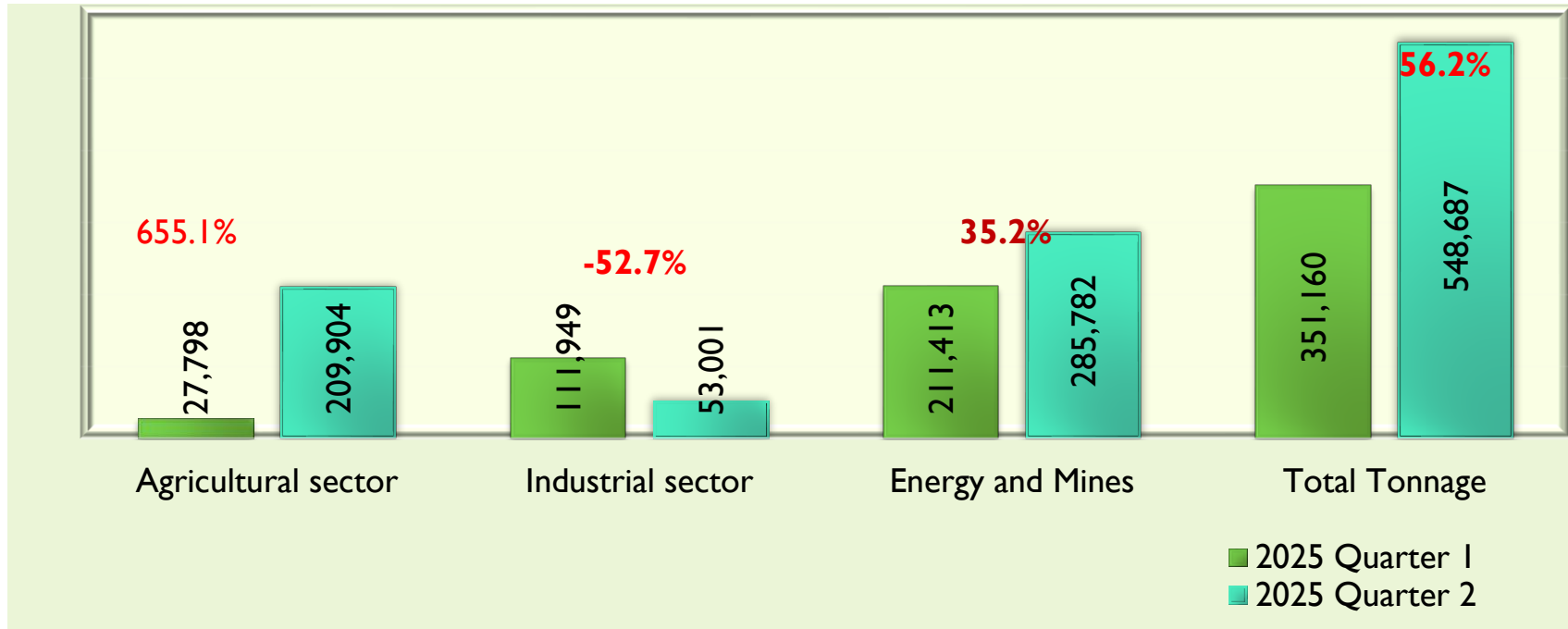
All airports, recoded increases in the number of passengers during 2nd quarter 2025 when compared to 1st quarter 2025, resulting in an overall **22.2** percent increase..

Inland Water Transport

	1 st Quarter 2025	2 nd Quarter 2025	% Change
Newly Registered Vessels	44	38	-13.6
Certificates of survey issued	633	280	-55.8
Permits issued	32	30	-6.5
Licences	108	106	-1.9

A total of **38** inland water vessels were registered for the first time during 2nd quarter 2025, showing a **13.6** percent decrease from 44 registered in 1st quarter 2025.

Railway Transport: Volume of goods transported (tonnes)



During the quarter under review,, the volume of goods transported by rail was **548,687** net tonnes.

Quarter-on-quarter comparison showed a **56.2%** percent rise, from **351,160** net tonnes transported during 1st quarter 2025.

THANK YOU