

**2025 FOURTH
QUARTER
CRIME
STATISTICS
REPORT**




Table of Contents

List of Tables.....	ii
Acronyms and Abbreviations.....	iii
Preface	v
1.0 Introduction	6
1.1 Trends in Police Recorded Crime	7
Appendix 1: Correspondence Table between the United Nations International Classification of Crime for Statistical Purposes (ICCS) and the National Crime Classification used by the Zimbabwe Republic Police	14

List of Tables

Table 1: Police Recorded Crime by Type of Offence, Fourth Quarter 2025 9
Table 2: Police Recorded Crime by Province, Fourth Quarter 2025 10
Table 3: Police Recorded Crime by Persons Charged, Type of Offence and Sex, Fourth
Quarter 2025 11
Table 4: Detailed List of Police Recorded Crime by Type of Offence, Fourth Quarter 2025
..... 12

Acronyms and Abbreviations

CJSS	Criminal Justice Statistics System
ICCS	International Classification of Crime for Statistical Purposes
NSS	National Statistical System
SDGs	Sustainable Development Goals
UN	United Nations
UNODC	United Nations Office on Drugs and Crime
ZIMSTAT	Zimbabwe National Statistics Agency
ZRP	Zimbabwe Republic Police

The 2025 4th Quarter Crime Statistics Report is produced by the Zimbabwe National Statistics Agency (ZIMSTAT).

Additional information about the report may be obtained from:

E-mail: pr@zimstat.co.zw;

Website: <http://www.zimstat.co.zw>;

twitter: @zimstat;

Telephone: (263) 242706681-8

Recommended Citation:

Zimbabwe National Statistics Agency (ZIMSTAT)

2025 Fourth Quarter Crime Statistics Report

Preface

The Zimbabwean community has of late experienced more incidences of crime that include theft, robbery, sexual offences, drug-related crimes and murder. Such vices leave society entangled with emotional, psychological and physical damage. In addition, acts of crime may result in tensions within families, financial losses, expenditures on private security measures, mental disorders and loss of life. At the Government level, resources spent on law enforcement and criminal justice come at the expense of social service delivery.

To this end, the production of crime statistics plays a vital role in shaping policies and planning within the criminal justice system. Crime statistics reveal trends in criminal activities, enabling policymakers, law enforcement agencies and other stakeholders to develop evidence-based strategic interventions to curb the rise in crime rates.

The information contained in this publication is based on data collected from the Zimbabwe Republic Police (ZRP) Crime Report and Disposal System. The crime statistics herein are aggregated based on the United Nations International Classification of Crime for Statistical Purposes (ICCS) adopted in 2016. The ICCS provides a framework for the systematic production and comparison of statistical data across different criminal justice institutions and jurisdictions.

We acknowledge that the information on crime presented in this publication is not exhaustive due to limitations on recorded data.

I want to take this opportunity to extend my appreciation to our technical partners, the ZRP for the provision of data and to the United Nations Office on Drugs and Crime (UNODC) for their guidance in applying the ICCS framework.

Tafadzwa Bandama
DIRECTOR-GENERAL

1.0 Introduction

ZIMSTAT publishes statistics on levels and trends of crime in Zimbabwe based on police-recorded crime data, collected monthly. Recorded crime figures exclude crimes that have not been reported to the police or incidents that the police decide not to record as crimes.

Highlights of Reported Crimes

Figure 1 shows highlights of offences reported during the fourth quarter of 2025.

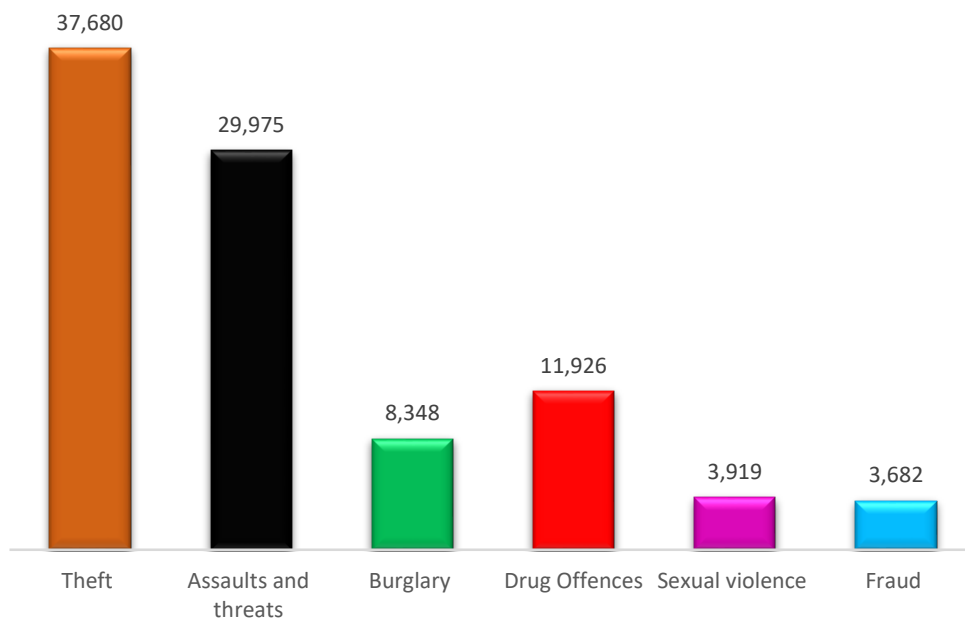


Figure 1: Highlights of Offences Recorded in the Fourth Quarter of 2025

1.1 Trends in Police Recorded Crime

The police recorded 426,946 offences from October to December 2025, a 12.1 percent increase from 380,727 in the third quarter of 2025.

The national crime rate was 2,812.7 crimes per 100,000 people, an uptick from 2,508.3 per 100,000 observed in the third quarter of 2025 (Table 1). This implies that for every 100,000 people, about 2,813 crimes were recorded. Further, Figure 2.1 depicts the crime rates per 100,000 population for the types of offences. The crime rate for offences committed against public order and state security was 1849.1 per 100,000 population, an increase from 1600.8 per 100,000 recorded in the third quarter of 2025.

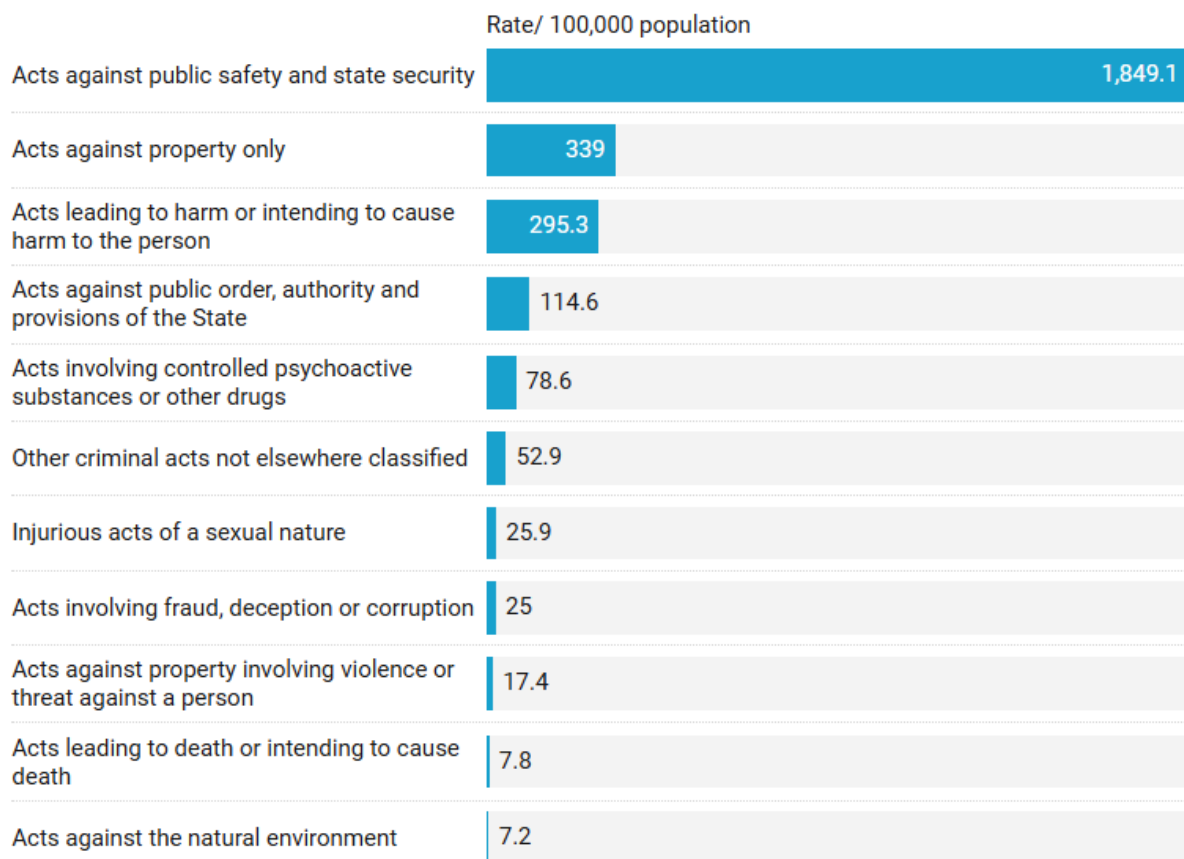


Figure 2.1: Crime Rates among the Different Types of Offences

Vulnerability to crime differs across provinces, as shown in *Table 2*. In Harare, Bulawayo, Masvingo, and Matabeleland South Policing Provinces, crime rates exceeded the national average. Harare recorded the highest vulnerability, with a crime rate of 6,195.3 per 100,000 population—more than double the national average of 2,812.7.

Out of the 426,946 cases recorded in the fourth quarter, 280,667 were crimes against public safety and state security. The second most prevalent category was acts against property only, accounting for 51,464 cases, followed by acts leading to or intending to cause harm to persons, with 44,830 cases.

Table 3 shows the distribution of police-recorded crimes by type of offence, sex, and persons charged. In total, 367,557 persons were charged with criminal offences, with males accounting for 88 percent of the total. The overall charge rate was 2,421.5 per 100,000 population, up from 2,136.4 recorded in the third quarter of 2025. The rate for males (4,438.7 per 100,000) was nearly eight times higher than that for females (557.8 per 100,000).

Table 1: Police Recorded Crime by Type of Offence, Fourth Quarter 2025

	Offences reported	
	Number	Rate (per 100,000 population)
4 th Quarter 2024	232,593	1,532.3
1 st Quarter 2025	310,876	2,048.1
2 nd Quarter 2025	321,640	2,119.0
3 rd Quarter 2025	380,727	2,508.3
4th Quarter 2025	426,946	2,812.7
Acts leading to death or intending to cause death	1,183	7.8
Acts leading to harm or intending to cause harm to the person	44,830	295.3
Injurious acts of a sexual nature	3,933	25.9
Acts against property involving violence or threat against a person	2,640	17.4
Acts against property only	51,464	339.0
Acts involving controlled psychoactive substances or other drugs	11,926	78.6
Acts involving fraud, deception or corruption	3,792	25.0
Acts against public order, authority and provisions of the State	17,390	114.6
Acts against public safety and state security	280,667	1849.1
Acts against the natural environment	1,093	7.2
Other criminal acts not elsewhere classified	8,028	52.9

Table 2: Police Recorded Crime by Province, Fourth Quarter 2025

	Offences reported											Total	Rate (per 100,000 population)
	Acts leading to death or intending to cause death	Acts leading to harm or intending to cause harm to the person	Injurious acts of a sexual nature	Acts against property involving violence or threat against a person	Acts against property only	Acts involving controlled psychoactive substances or other drugs	Acts involving fraud, deception or corruption	Acts against public order, authority and provisions of the State	Acts against public safety and state security	Acts against the natural environment	Other criminal acts not elsewhere classified		
4 th Quarter 2024	1,156	42,080	3,812	2,884	52,314	5,079	3,087	10,166	104,732	936	6,347	232,593	1,532.3
1 st Quarter 2025	1,027	39,696	3,753	2,937	51,599	7,254	2,865	13,343	177,909	976	9,517	310,876	2,048.1
2 nd Quarter 2025	1,038	39,569	3,251	2,930	49,691	7,825	2,790	11,889	192,562	1,300	8,795	321,640	2,119.0
3 rd Quarter 2025	1,074	41,609	3,667	2,700	49,885	9,660	2,970	15,436	242,981	1,422	9,323	380,727	2,508.3
4th Quarter 2025	1,183	44,830	3,933	2,640	51,464	11,926	3,792	17,390	280,667	1,093	8,028	426,946	2,812.7
Bulawayo	78	2,252	187	387	2,774	1,049	330	1,098	24,840	16	697	33,708	5,062.0
Manicaland	115	3,183	432	157	4,556	799	173	903	12,189	103	1,075	23,685	1,162.3
Mashonaland Central	106	2,336	305	117	2,813	387	116	861	19,016	138	426	26,621	1,922.3
Mashonaland East	57	2,540	446	139	3,207	934	215	1,411	17,756	50	756	27,511	1,589.2
Mashonaland West	190	4,133	488	294	4,544	1,154	248	1,709	14,383	232	857	28,232	1,491.0
Matabeleland North	74	1,233	192	74	1,236	523	71	870	10,490	52	532	15,347	1,854.3
Matabeleland South	114	1,143	219	192	1,501	753	91	1,611	16,047	92	463	22,226	2,923.2
Midlands	156	4,763	455	421	5,545	1,210	356	1,668	35,514	252	620	50,960	2,812.6
Masvingo	86	2,077	379	134	3,119	1,396	259	4,422	35,393	97	923	48,285	2,946.8
Harare	207	21,170	830	725	22,169	3,721	1,933	2,837	95,039	61	1,679	150,371	6,195.3

Table 3: Police Recorded Crime by Persons Charged, Type of Offence and Sex, Fourth Quarter 2025

	Persons Charged					
	Total		Male		Female	
	Number	Rate (per 100,000 population)	Number	Rate (per 100,000 population)	Number	Rate (per 100,000 population)
4 th Quarter 2024	172,737	1,138.0	152,079	2,086.3	20,658	261.8
1 st Quarter 2025	252,357	1,662.6	220,621	3,026.6	31,736	402.3
2 nd Quarter 2025	262,793	1,731.3	230,640	3,164.1	32,153	407.5
3 rd Quarter 2025	324,276	2,136.4	282,964	3,881.9	41,312	523.6
4th Quarter 2025	367,557	2,421.5	323,549	4,438.7	44,008	557.8
Acts leading to death or intending to cause death	936	6.2	875	12.0	61	0.8
Acts leading to harm or intending to cause harm to the person	29,351	193.4	25,694	352.5	3,657	46.4
Injurious acts of a sexual nature	2,613	17.2	2,561	35.1	52	0.7
Acts against property involving violence or threat against a person	600	4.0	573	7.9	27	0.3
Acts against property only	14,477	95.4	12,924	177.3	1,553	19.7
Acts involving controlled psychoactive substances or other drugs	12,442	82.0	10,395	142.6	2,047	25.9
Acts involving fraud, deception or corruption	1,568	10.3	1,364	18.7	204	2.6
Acts against public order, authority and provisions of the State	17,420	114.8	12,383	169.9	5,037	63.8
Acts against public safety and state security	279,006	1,838.1	249,051	3,416.7	29,955	379.7
Acts against the natural environment	986	6.5	968	13.3	18	0.2
Other criminal acts not elsewhere classified	8,158	53.7	6,761	92.8	1,397	17.7

Table 4: Detailed List of Police Recorded Crime by Type of Offence, Fourth Quarter 2025

Type of Offence	Offences Reported	
	Number	Rate (per 100,000 population)
Acts leading to death or intending to cause death	1,183	7.8
Intentional homicide	362	2.4
Attempted intentional homicide	325	2.1
Non-intentional homicide	456	3.0
Assisting or instigating suicide	2	0.0
Illegal feticide	38	0.3
Other acts leading to death or intending to cause death	0	0.0
Acts causing harm or intending to cause harm to the person	44,830	295.3
Assaults and threats	29,975	197.5
Acts against liberty	122	0.8
Trafficking in persons (TIP)	5	0.0
Coercion	100	0.7
Negligence	2,226	14.7
Dangerous acts	12,204	80.4
Acts intended to induce fear or emotional distress	34	0.2
Defamation or insult	134	0.9
Discrimination	25	0.2
Acts that trespass against the person	5	0.0
Injurious acts of a sexual nature	3,933	25.9
Sexual violence	3,919	25.8
Sexual exploitation	14	0.1
Acts against property involving violence or threat against a person	2,640	17.4
Robbery	2,640	17.4
Acts against property only	51,464	339.0
Burglary	8,348	55.0
Theft	37,680	248.2
Intellectual property offences	49	0.3
Property damage	4,105	27.0
Other acts against property only	1,282	8.4
Acts involving controlled drugs or other psychoactive substances	11,926	78.6
Unlawful acts involving controlled drugs or precursors	2,850	18.8
Unlawful acts involving alcohol, tobacco or other controlled substances	8,961	59.0
Other acts involving controlled drugs or other psychoactive substances	115	0.8

Table 4: (Continued) Detailed List of Police Recorded Crime by Type of Offence, Fourth Quarter 2025

Type of Offence	Offences Reported	
	Number	Rate (per 100,000 population)
Acts involving fraud, deception or corruption	3,792	25.0
Fraud	3,682	24.3
Forgery/counterfeiting	48	0.3
Corruption	53	0.3
Acts involving the proceeds of crime	9	0.1
Acts against public order, authority and provisions of the State	17,390	114.6
Acts against public order behavioural standards	7,177	47.3
Acts against public order sexual standards	58	0.4
Acts contrary to public revenue or regulatory provisions	3,480	22.9
Acts related to migration	613	4.0
Acts against the justice system	1,225	8.1
Acts contrary to labour law	1	0.0
Other acts against public order, authority and provisions of the State	4,836	31.9
Acts against public safety and state security	280,667	1849.1
Acts involving weapons, explosives and other destructive materials	562	3.7
Acts against computer systems	116	0.8
Acts against state security	57	0.4
Terrorism	1	0.0
Non-injurious traffic violations	279,931	1844.2
Acts against the natural environment	1,093	7.2
Trade or possession of protected or prohibited species of fauna and flora	192	1.3
Acts that result in the depletion or degradation of natural resources	901	5.9
Other criminal acts not elsewhere classified	8,028	52.9
Acts contrary to youth regulations and acts on minors	25	0.2
Other criminal acts not elsewhere classified	8,003	52.7

Appendix 1: Correspondence Table between the United Nations International Classification of Crime for Statistical Purposes (ICCS) and the National Crime Classification used by the Zimbabwe Republic Police

International Classification of Crime for Statistical Purposes		ZRP Crime Code
<i>Section 01 Acts leading to death or intending to cause death</i>		
0101	Intentional homicide	402: 409-12
0102	Attempted intentional homicide	413-14
0103	Non-intentional homicide	403
0104	Assisting or instigating suicide	404
0105	Euthanasia	
0106	Illegal feticide	405-6
0107	Unlawful killing associated with armed conflict	
0109	Other acts leading to death or intending to cause death	
<i>Section 02 Acts causing harm or intending to cause harm to the person</i>		
0201	Assaults and threats	301-3:305-8:11701-11712:11103
0202	Acts against liberty	1014-1017:6806-6809:6803-6805:11101
0203	Slavery and exploitation	
0204	Trafficking in persons (TIP)	6901-6912
0205	Coercion	932,933
0206	Negligence	1001,1002:14004:407
0207	Dangerous acts	808-811:14003:14007:14005:14006
0208	Acts intended to induce fear or emotional distress	10528
0209	Defamation or insult	6810-6813
0210	Discrimination	10525
0211	Acts that trespass against the person	2401-02
0219	Other acts causing harm or intending to cause harm to the person	
<i>Section 03 Injurious acts of a sexual nature</i>		
0301	Sexual violence	501-504:601-604:701-711
0302	Sexual exploitation	902-907: 909-915:
0309	Other injurious acts of a sexual nature	
<i>Section 04 Acts against property involving violence or threat against a person</i>		

0401	Robbery	2201-2212
0409	Other acts against property involving violence	
<i>Section 05 Acts against property only</i>		
0501	Burglary	1413-17:1432-33
0502	Theft	1401-1412:1430-31: 1610-1617: 1434-37
0503	Intellectual property offences	4103
0504	Property damage	1418-20: 11102
0509	Other acts against property only	10530
<i>Section 06 Acts involving controlled drugs or other psychoactive substances</i>		
0601	Unlawful acts involving controlled drugs or precursors	6711-50
0602	Unlawful acts involving alcohol, tobacco or other controlled substances	4013: 4016-18
0609	Other acts involving controlled drugs or other psychoactive substances	4006
<i>Section 07 Acts involving fraud, deception or corruption</i>		
0701	Fraud	1201
0702	Forgery/counterfeiting	1202-3
0703	Corruption	12901-5
0704	Acts involving the proceeds of crime	1204-5
0709	Other acts involving fraud, deception or corruption	
<i>Section 08 Acts against public order, authority and provisions of the State</i>		
0801	Acts against public order behavioural standards	10519-21:10524:10527:10529
0802	Acts against public order sexual standards	802-805:901,908, 2518
0803	Acts related to freedom of expression or control of expression	
0804	Acts contrary to public revenue or regulatory provisions	4004-5: 4015: 4007:4002: 4101: 4102
0805	Acts related to migration	4014
0806	Acts against the justice system	12801: 12082: 12083: 12804: 801: 10523
0807	Acts related to democratic elections	
0808	Acts contrary to labour law	
0809	Other acts against public order, authority and provisions of the State	10510-14: 4020:4019: 4029

<i>Section 09 Acts against public safety and state security</i>		
0901	Acts involving weapons, explosives and other destructive materials	4008-10: 2507-09: 10522: 10526:11104
0902	Acts against health and safety	
0903	Acts against computer systems	7601-7609
0904	Acts against state security	2501-2503:2512-16
0905	Acts related to an organized criminal group	
0906	Terrorism	2504-06 :2510: 2517
0907	Non-injurious traffic violations	13501-06:14001-02 :14006: 14008-23: 14501-11
0909	Other acts against public safety and state security	
<i>Section 10 Acts against the natural environment</i>		
1001	Acts that cause environmental pollution or degradation	
1002	Acts involving the movement or dumping of waste	
1003	Trade or possession of protected or prohibited species of fauna and flora	4021-24
1004	Acts that result in the depletion or degradation of natural resources	4011: 4026: 4028: 4025:4012
1009	Other acts against the natural environment	
<i>Section 11 Other criminal acts not elsewhere classified</i>		
1101	Acts under universal jurisdiction	
1102	Acts contrary to youth regulations and acts on minors	712-13:911- 13:1019-20:6804
1109	Other criminal acts not elsewhere classified	10536:4001:4003:4 030:15001:15002:1 5003:11105:11106