



ZIMBABWE’S EXTERNAL TRADE

Zimbabwe’s goods trade deficit for October 2024 was **USD 137.7 million**, a **34.3%** decrease from the September 2024 deficit of **USD 209.5 million**. (refer to Table 1)

A trade deficit occurs when a country's value of imports is greater than that of exports in a given period. When the value of exports exceeds the value of imports, it implies a trade surplus.

October 2024 exports amounted to **USD698.1 million**, an increase of **21.4%** (**USD 123.1 million**) from the September 2024 value of **USD575.0 million**.










Imports for the month totalled **USD835.8 million**, which was **6.6%** (**USD 51.4 million**) more than the September 2024 imports of **USD784.4 million**.

Table 1: Value of Exported and Imported Goods

Month	Value of Exports (USD Million)	Value of Imports (USD Million)	Trade Deficit (USD Million)
October 2024	698.1	835.8	137.7
September 2024	575.0	784.4	209.5
Percent Change	21.4%	6.6%	34.3%

TOP TEN EXPORT PRODUCTS











Among the top ten products exported in October 2024 were semi-manufactured gold, tobacco, partly or wholly stemmed/stripped, and nickel mattes, accounting for **42.4%**, **17.5%**, and **12.2%** of the total value of **USD 698.1 million**, respectively.

Zimbabwe's Major Exports in October 2024 (%)		
	Semi-manufactured gold	42.4
	Tobacco, partly or wholly stemmed/stripped	17.5
	Nickel mattes	12.2
	Ferro-chromium	4.8
	Nickel ores and concentrates	3.5
	Coke and semi-coke of coal	2.2
	Other mineral substances, nes	1.9
	Chromium ores and concentrates	1.8
	Other ores and concentrates, nes	1.4
	Industrial diamonds unworked	1.4
	Other Exports	10.8
	Grand Total	100.0

TOP TEN IMPORT PRODUCTS

Mineral fuels, mineral oils and products, machinery and mechanical appliances, cereals, and vehicles were among the top ten imported products in October 2024.

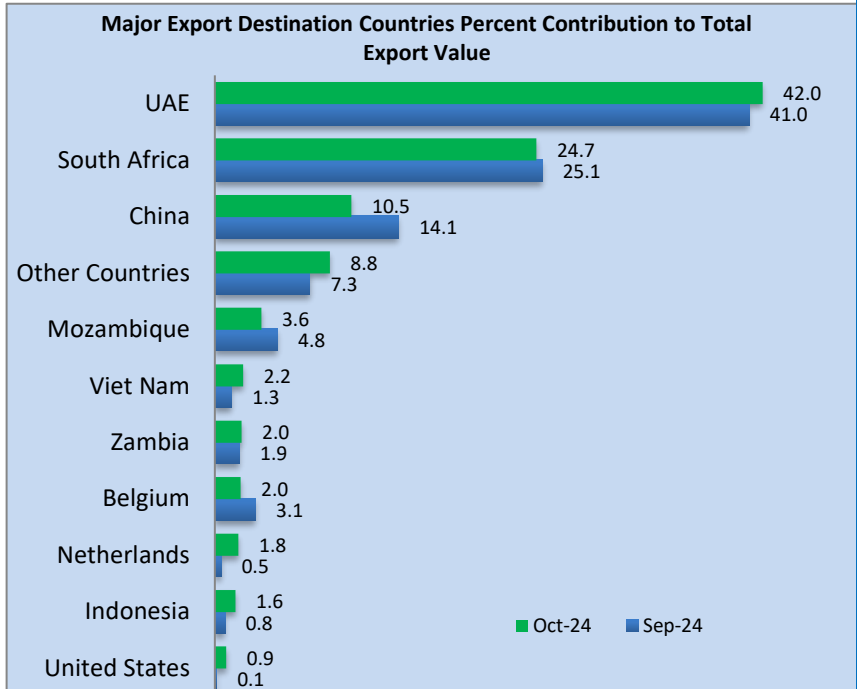
The products constituted **21.0%**, **10.4%**, **9.7%** and **7.2%** of the total import value of **USD 865.8 million**, respectively.

Zimbabwe's Major Imports in October 2024 (%)		
	Mineral fuels, mineral oils and products	21.0
	Machinery and mechanical appliances	10.4
	Cereals	9.7
	Vehicles	7.2
	Articles of iron or steel	6.1
	Electrical machinery and equipment	6.1
	Animal or vegetable fats and oils	3.8
	Fertilisers	3.8
	Plastics	3.4
	Miscellaneous chemical products	2.5
	Other products	25.9
	Grand Total	100.0

MAJOR EXPORT DESTINATIONS

Among the country's major export destinations in October 2024 were United Arab Emirates (**42.0%**), South Africa (**24.7%**), and China (**10.5%**).

The three countries accounted for around seventy seven percent of the total export value of **USD 698.1 million**.



MAJOR IMPORT SOURCE COUNTRIES

Among the major source countries for imports in October 2024 were South Africa (**39.6%**), China (**13.8%**), Bahamas (**8.3%**) and Singapore (**5.7%**).

The four countries accounted for around sixty eight percent of the total import value of **USD 835.8** million.

