

# Wholesale and Retail Trade, (Repair of Motor Vehicles and Motorcycles Retail Trade) Index

1<sup>st</sup> QUARTER 2019 – 4<sup>th</sup> QUARTER 2023

***Wholesale, Retail Trade and Repair of Motor Vehicles and Motorcycles Index***

***4<sup>th</sup> QUARTER 2023***

**For more information contact:**

Zimbabwe National Statistics Agency  
P.O. Box CY 342  
Causeway, Harare  
Zimbabwe  
Telephone: 263-242-706681/8 or 263-242-703971/7  
Email: [pr@zimstat.co.zw](mailto:pr@zimstat.co.zw)  
Website: [www.zimstat.co.zw](http://www.zimstat.co.zw)

## Table of Contents

List of Figures.....	ii
1. Introduction.....	1
2. Wholesale, Retail and Repair of Motor Vehicles and Motorcycles Index.....	1
3. Appendix.....	3

## List of Figures

Figure 1: Quarterly Wholesale and Retail Trade Index, Repair of Motor Vehicles and Motor Cycles, 1 <sup>st</sup> quarter 2019 to 4 <sup>th</sup> quarter 2023 .....	2
Figure 2: Year-on-Year Percentage Changes in Wholesale and Retail Trade; Repair of Motor Vehicles and Motor Cycles Indices, 1 <sup>st</sup> quarter 2019 to 4 <sup>th</sup> quarter 2023 .....	2
Figure 3: Quarter-on-Quarter Percentage Changes in Wholesale and Retail Trade; Repair of Motor Vehicles and Motor Cycles Indices, 1 <sup>st</sup> quarter 2019 to 4 <sup>th</sup> quarter 2023 .....	2

## 1. Introduction

This publication presents the index for Wholesale, retail and repair of motor vehicles and motor cycles. The index covers the period 1<sup>st</sup> quarter 2019 to 4<sup>th</sup> quarter 2023.

Wholesale, retail and repair of motor vehicles and motor cycles is an economic indicator that measures the short-term changes in volume of wholesale and retail trade over time, in relation to a given reference period.

Construction of the Wholesale, retail and repair of motor vehicles and motor cycles index is based on turnover data. In order to get volume measures, the data was deflated

using the respective Consumer Price Indices. The Laspeyres index formula was used in compilation, with February 2019 as the base period.

Computation for the index were done in line with United Nations' International Recommendations for the Index of Industrial Production (IRIIP), 2010 and the OECD Compilation Manual for an Index of Services Production, 2007. Previously reported indices were recalculated following an update of data from ZIMRA. The release further presents year-on-year changes for the index.

## 2. Wholesale, Retail and Repair of Motor Vehicles and Motorcycles Index

The Wholesale, Retail and Repair of Motor Vehicles and Motorcycles Index was **139.3** in 4<sup>th</sup> quarter 2023, compared to **132.6** in 4<sup>th</sup> quarter 2022 (**Figure 1**), translating to a year-on-year increase in the index of **5.0** percent

(**Figure 2**). A quarter-on-quarter comparison reflected a percentage increase of **3.2** (**Figure 3**), when compared to **135.0** recorded in 3<sup>rd</sup> quarter 2023 (**Figure 1**).

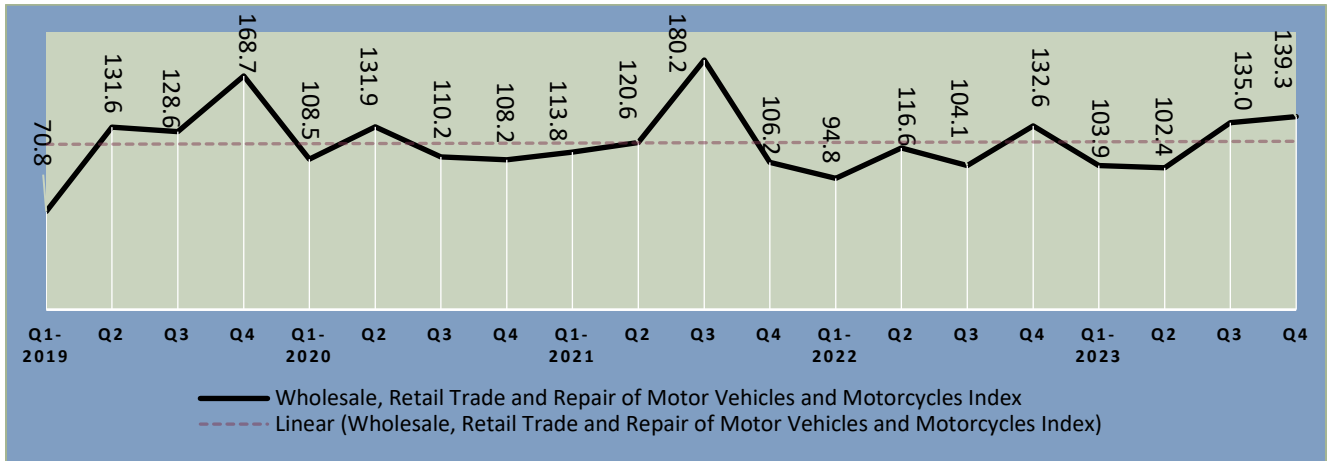


Figure 1: Quarterly Wholesale and Retail Trade Index, Repair of Motor Vehicles and Motor Cycles, 1<sup>st</sup> quarter 2019 to 4<sup>th</sup> quarter 2023

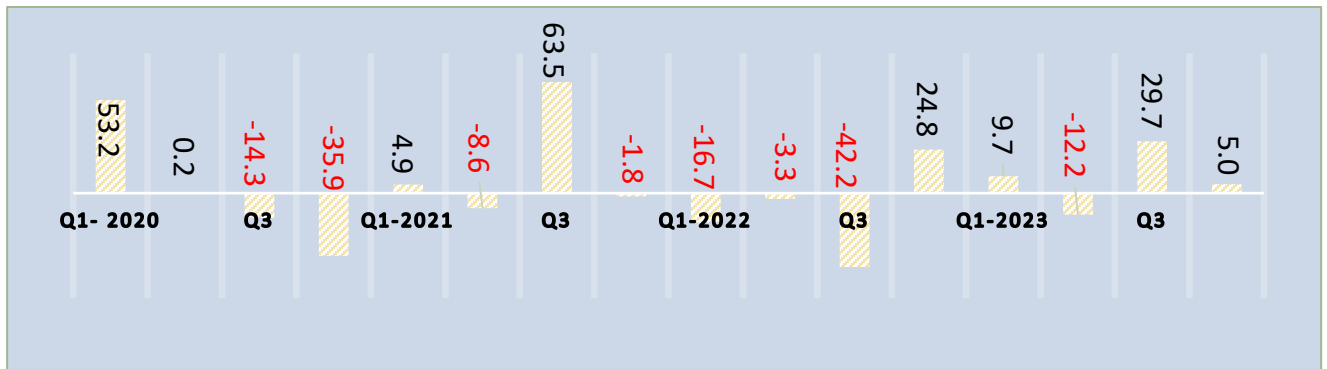


Figure 2: Year-on-Year Percentage Changes in Wholesale and Retail Trade; Repair of Motor Vehicles and Motor Cycles Indices, 1<sup>st</sup> quarter 2019 to 4<sup>th</sup> quarter 2023

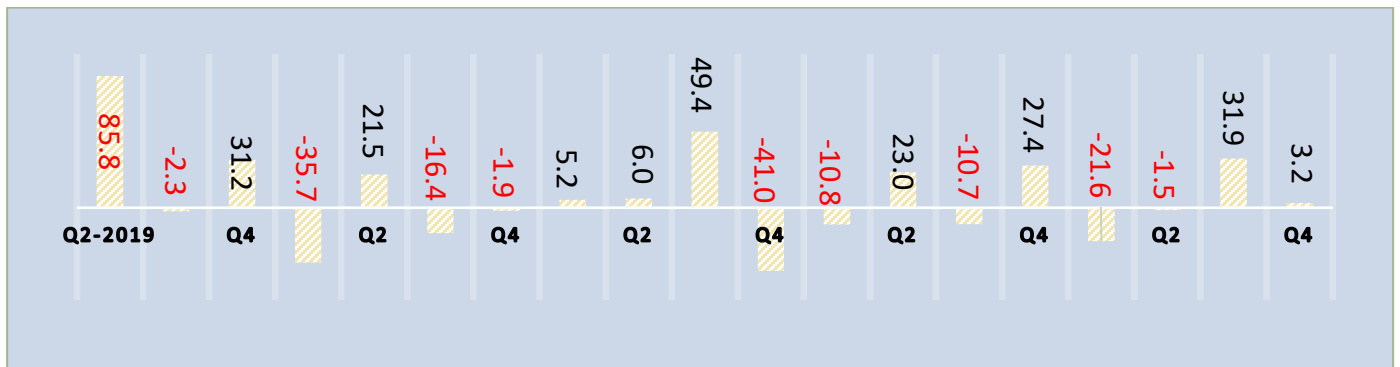


Figure 3: Quarter-on-Quarter Percentage Changes in Wholesale and Retail Trade; Repair of Motor Vehicles and Motor Cycles Indices, 1<sup>st</sup> quarter 2019 to 4<sup>th</sup> quarter 2023

### 3. Appendix

#### Appendix 1: Wholesale and Retail trade, Repair of Motor Vehicles and Motorcycles Index, February 2019 (=100) to Dec 2023

Year	Month	Wholesale and Retail Trade; Repair of Motor Vehicles and Motorcycles Index	Year	Month	Wholesale and Retail Trade; Repair of Motor Vehicles and Motorcycles Index
2019	Jan-19	-	2022	Jul-21	72.2
	Feb-19	100.0		Aug-21	180.0
	Mar-19	41.7		Sep-21	288.4
	Apr-19	185.8		Oct-21	93.4
	May-19	145.9		Nov-21	112.1
	Jun-19	63.2		Dec-21	113.2
	Jul-19	154.7		<b>Jan-22</b>	<b>72.9</b>
	Aug-19	116.8		Feb-22	101.4
	Sep-19	114.3		Mar-22	110.1
	Oct-19	107.9		Apr-22	96.5
	Nov-19	272.3		May-22	133.4
	Dec-19	126.0		Jun-22	119.9
2020	<b>Jan-20</b>	<b>117.2</b>	Jul-22	90.4	
	Feb-20	87.3	Aug-22	119.6	
	Mar-20	121.2	Sep-22	102.4	
	Apr-20	36.4	Oct-22	111.6	
	May-20	253.6	Nov-22	139.5	
	June-20	105.7	Dec-22	130.4	
	July-20	112.9	2023	<b>Jan-23</b>	<b>75.8</b>
	Aug-20	98.3		Feb-23	108.0
	Sep-20	119.5		Mar-23	128.0
	Oct-20	109.7		Apr-23	134.6
	Nov-20	111.5		May-23	95.3
	Dec-20	103.3		June-23	77.2
2021	<b>Jan-21</b>	<b>94.0</b>		July-23	110.4
	Feb-21	114.6		Aug-23	151.1
	Mar-21	132.9		Sep-23	143.7
	Apr-21	105.0		Oct-23	134.6
	May-21	102.0		Nov-23	157.9
	Jun-21	154.8		Dec-23	125.4