

RETAIL TRADE INDEX

1st QUARTER 2019 – 4th QUARTER 2023

Retail Trade Index

Except of Motor Vehicles and Motor cycles

4th QUARTER 2023

For more information contact:

Zimbabwe National Statistics Agency
P.O. Box CY 342
Causeway, Harare
Zimbabwe
Telephone: 263-242-706681/8 or 263-242-703971/7
Email: pr@zimstat.co.zw
Website: www.zimstat.co.zw

Table of Contents

List of Figures.....	ii
1. Introduction.....	1
2. Retail Trade Index, except of motor vehicles and motorcycles	1
3. Appendix.....	3

List of Figures

Figure 1: Retail Trade Index(RTI), except of motor vehicles and motorcycles, 1 st quarter 2019 to 4 th Quarter 2023.....	1
Figure 2: Year-on-Year ercentage changes in Retail Trade Index (RTI), except of motor vehicles and motor cycles, 1 st quarter 2019 to 4 th quarter 2023	2
Figure 3: Quarter-on-Quarter Percentage changes in Retail Trade Index (RTI), except of motor vehicles and motor cycles, 1 st quarter 2019 to 4 th quarter 2023	2

1. Introduction

This publication presents Retail Trade Index (RTI), except of motor vehicles and motor cycles. The index covers the period 1st quarter 2019 to 4th quarter 2023. Retail Trade Index is an economic indicator that measures the short-term changes in volume of retail trade over time, in relation to a given reference period.

Construction of the RTI is based on turnover data. In order to get volume measures, the data was deflated using the respective Consumer Price Indices. The Laspeyres index

formula was used in compilation, with February 2019 as the base period.

Computation for the index were done in line with United Nations' International Recommendations for the Index of Industrial Production (IRIIP), 2010 and the OECD Compilation Manual for an Index of Services Production, 2007. Previously reported indices were recalculated following an update of data from ZIMRA. The release further presents year-on-year percentage changes for the index.

2. Retail Trade Index, except of motor vehicles and motorcycles

The Retail Trade Index (RTI), except of motor vehicles and motorcycles, was **130.0** in 4th quarter 2023 compared to **132.1** in 4th quarter 2022 (**Figure 1**), resulting in a year-on-year decrease of **1.6** percent (**Figure 2**). A quarter-on-quarter comparison reflected a **13.0** percent, increase (**Figure 3**) in the index when compared to **115.0** in 3rd quarter 2023 (**Figure 1**).

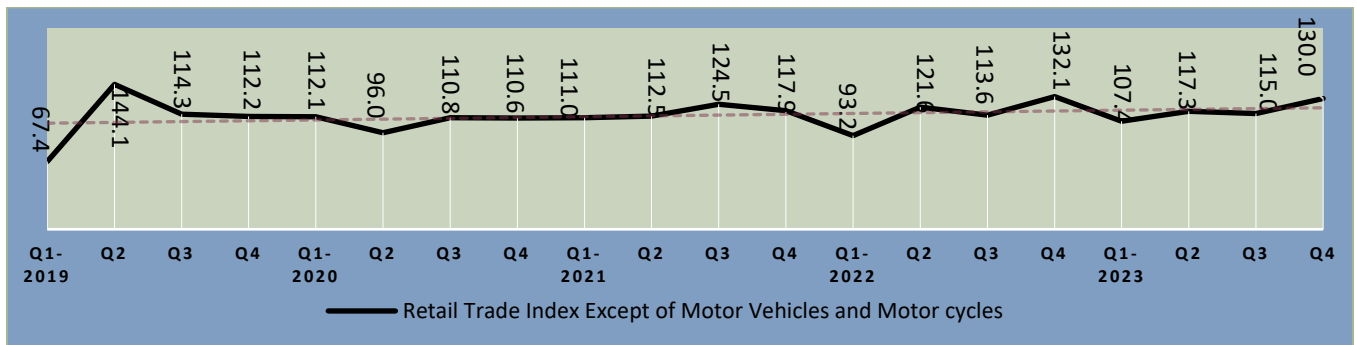


Figure 1: Retail Trade Index(RTI), except of motor vehicles and motorcycles, 1st quarter 2019 to 4th Quarter 2023

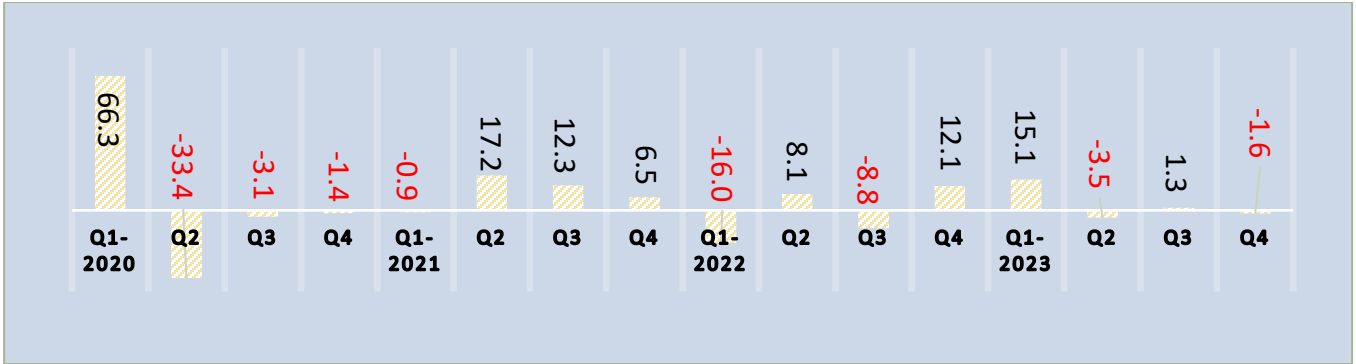


Figure 2: Year-on-Year Percentage changes in Retail Trade Index (RTI), except of motor vehicles and motor cycles, 1st quarter 2019 to 4th quarter 2023

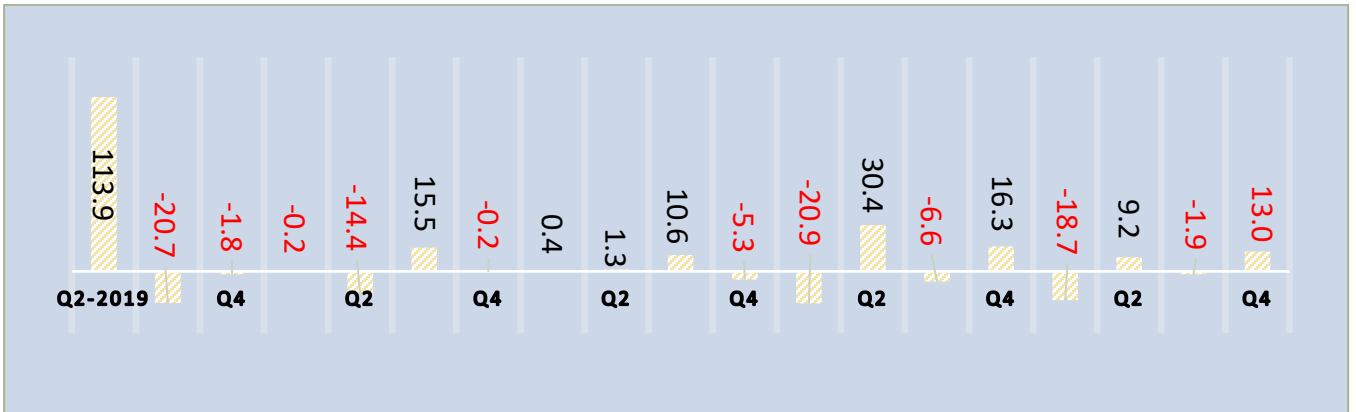


Figure 3: Quarter-on-Quarter Percentage changes in Retail Trade Index (RTI), except of motor vehicles and motor cycles, 1st quarter 2019 to 4th quarter 2023

3. Appendix

Appendix 1 : Retail Trade Index (RTI), except of Motor Vehicles and Motorcycles, February 2019
(=100) to Dec 2023

Year	Month	Wholesale and Retail Trade; Repair of Motor Vehicles and Motor Cycles Index	Year	Month	Wholesale and Retail Trade; Repair of Motor Vehicles and Motor Cycles Index	
2019	Jan-19	-		Jul-21	95.9	
	Feb-19	100.0		Aug-21	123.4	
	Mar-19	34.8		Sep-21	154.0	
	Apr-19	203.6		Oct-21	125.9	
	May-19	109.9		Nov-21	110.8	
	Jun-19	118.8		Dec-21	116.8	
	Jul-19	101.8		2022	Jan-22	75.8
	Aug-19	106.3			Feb-22	85.8
	Sep-19	134.9			Mar-22	118.1
	Oct-19	122.0			Apr-22	115.6
	Nov-19	98.2			May-22	143.3
	Dec-19	116.5			Jun-22	127.6
2020	Jan-20	98.3	Jul-22		120.5	
	Feb-20	116.2	Aug-22		107.9	
	Mar-20	121.7	Sep-22		112.8	
	Apr-20	40.1	Oct-22		129.4	
	May-20	127.4	Nov-22		113.7	
	June-20	120.4	Dec-22		153.1	
	July-20	80.2	2023	Jan-23	101.8	
	Aug-20	112.6		Feb-23	107.9	
	Sep-20	139.7		Mar-23	112.4	
	Oct-20	105.5		Apr-23	95.2	
	Nov-20	103.4		May-23	154.8	
	Dec-20	122.9		June-23	101.8	
2021	Jan-21	82.6		July-23	23.5	
	Feb-21	109.6		Aug-23	165.7	
	Mar-21	140.8		Sep-23	155.8	
	Apr-21	96.9		Oct-23	149.8	
	May-21	125.6		Nov-23	114.9	
	Jun-21	115.0		Dec-23	125.2	