

FOURTH QUARTER 2023:

INFORMATION, COMMUNICATION AND TECHNOLOGY (ICT)

INDEX

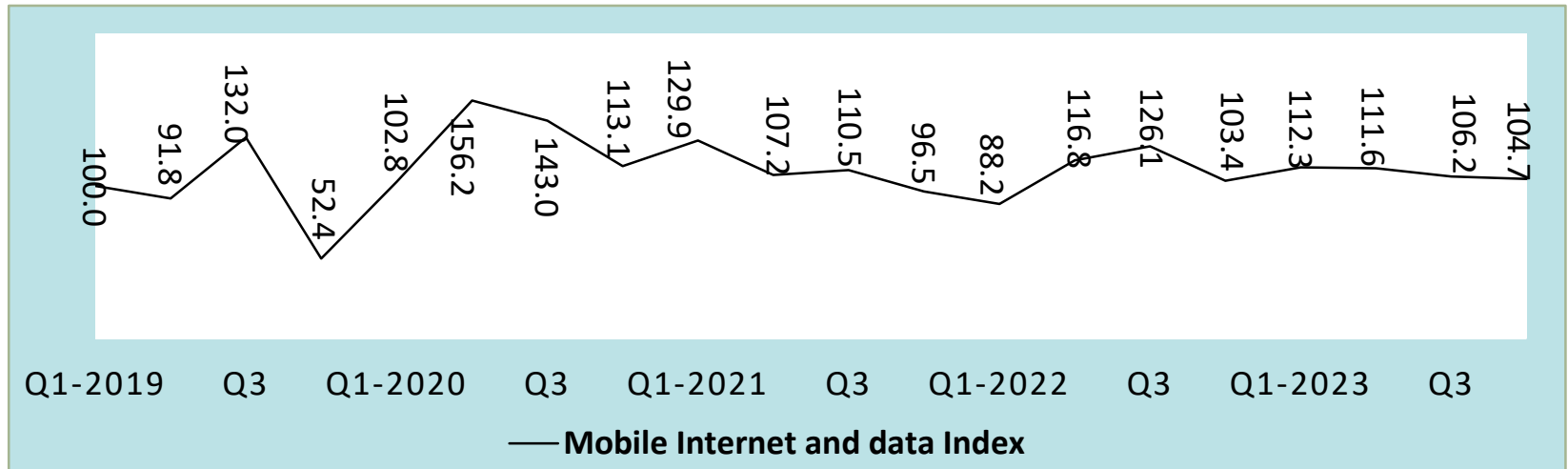
Ms. Mable Chimhore

Manager , Services Statistics

Source of data

- The Information, Communication and Technology (ICT) Index is a volume index computed using the following administrative data obtained from the Postal and Telecommunication Regulatory of Zimbabwe (POTRAZ):
 - a) Mobile Internet and data used (TB)
 - b) Mobile Voice Traffic (Minutes of use)
 - c) Fixed Voice Traffic (Minutes of Use)
 - d) Postal letters (Volume)
 - e) Courier (Volume)
- **The Laspeyres index formula was used in compilation, with 1st quarter 2019 as the base period**

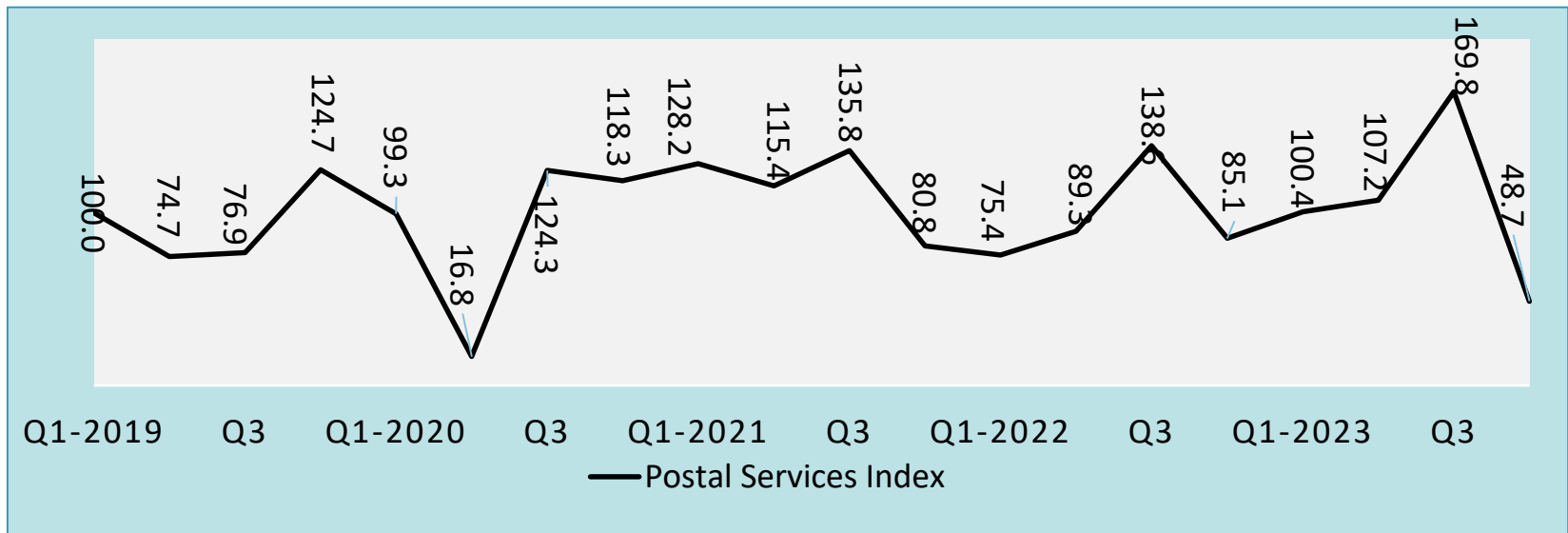
Mobile Internet and Data Index



Mobile Internet and Data had an index of **104.7** in 4th quarter 2023, reflecting a year-on-year percentage increase in the index of **1.3** when compared to **103.4** in 4th quarter 2022.

The quarter-on-quarter comparison reflected a percentage decrease in the index of **1.4** when compared to **106.2** recorded in 3rd quarter 2023

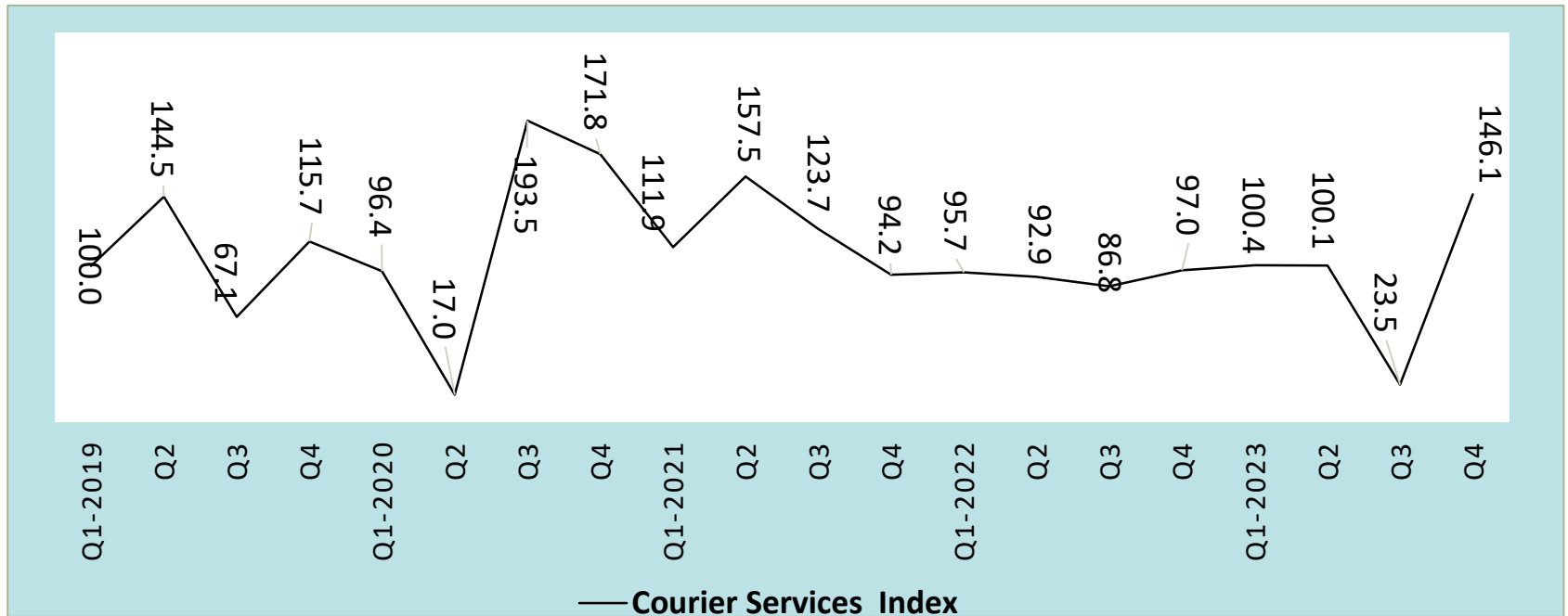
Postal Services Index



Postal Services recorded an index of **48.7** in 4th quarter 2023. In 4th quarter 2022, the index was **85.1**, leading to a year-on-year decrease of **42.8** percent

A quarter-on-quarter comparison shows the index decreasing by **71.3** percent when comparing 4th quarter 2023 to 3rd quarter 2023 which had an index of **169.8**

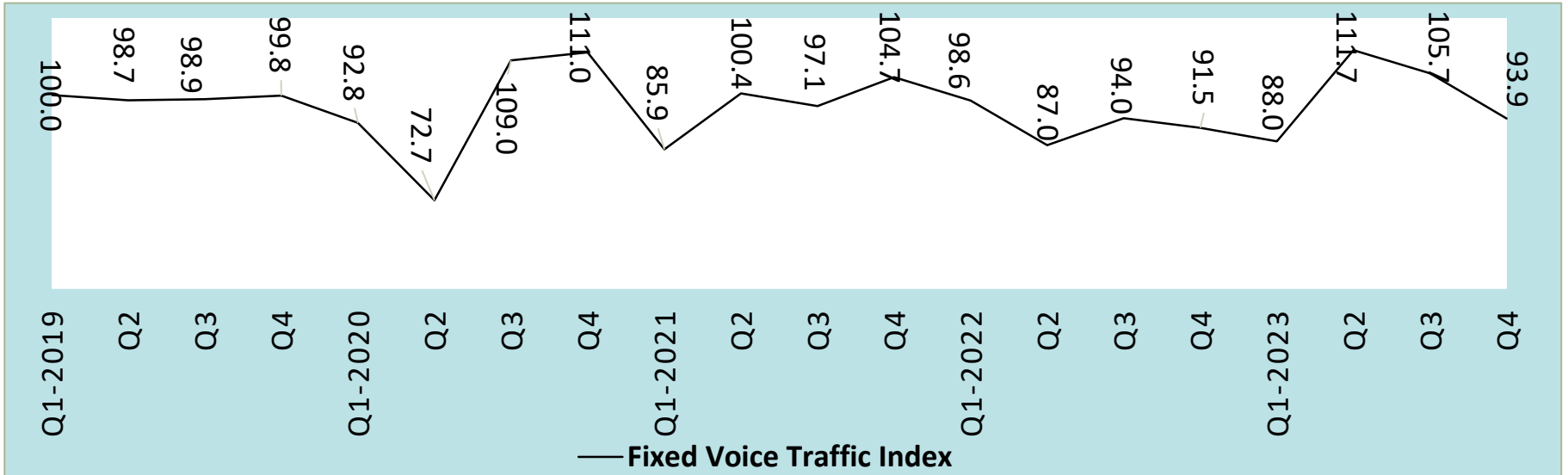
Courier Services Index



The index for Courier Services in 4th quarter 2023 was **146.1**, resulting in a year-on-year increase of **50.6** percent when compared to **97.0** recorded in 4th quarter 2022,

A quarter-on-quarter comparison reflects a **521.5** percent increase in the index, against **23.5** recorded in 3rd quarter 2023.

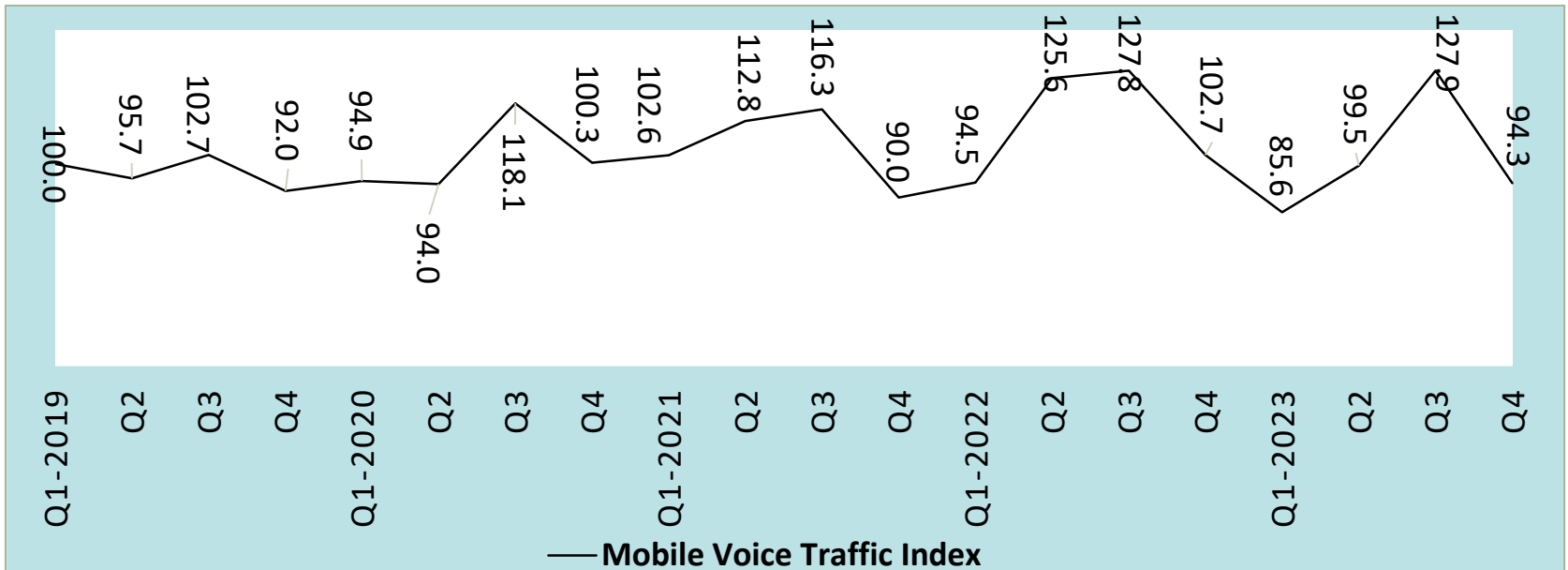
Fixed Voice Traffic Index



The index for Fixed Voice Traffic was **93.9** in 4th quarter 2023, depicting a year-on-year percentage increase of **2.7** when compared to **91.5** in 4th quarter 2022

A quarter-on-quarter comparison showed percentage decrease in the index of **11.1** against **105.7** in 3rd quarter 2023

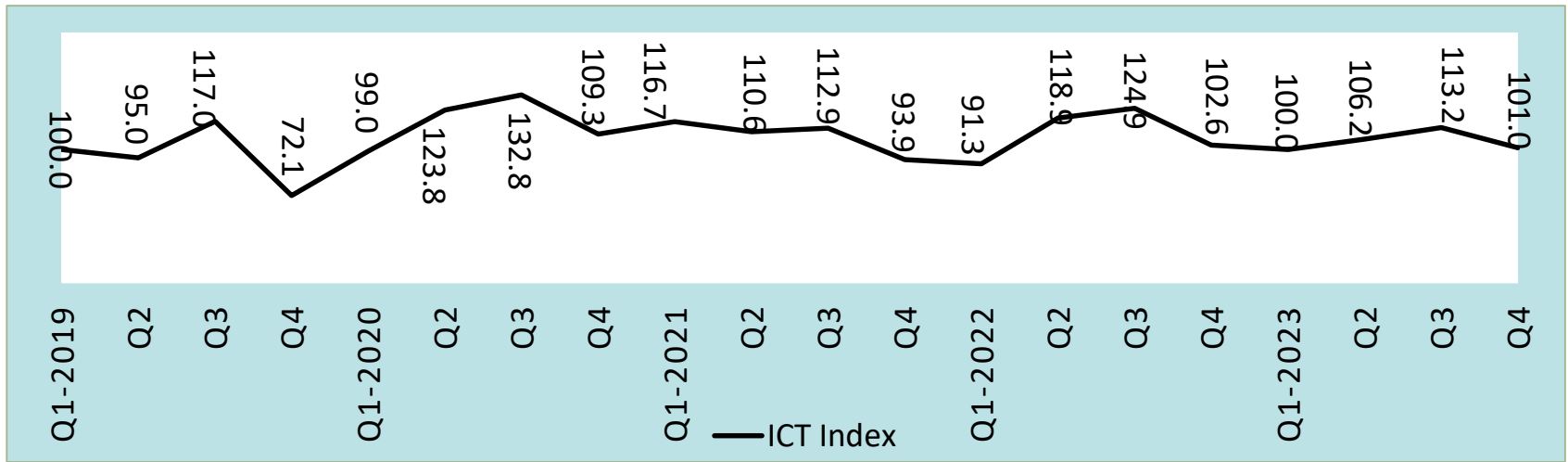
Mobile Voice Traffic Index



Mobile Voice Traffic recorded an index of **94.3**, depicting a year-on-year percentage decrease of **8.2** when compared to **102.7** in 4th quarter 2022

A quarter-on-quarter comparison resulted in a **26.3** percentage decrease in the index against **127.9** in 3rd quarter 2023

Information, Communication and Technology (ICT) Index



Overall, the Information Communication and Technology (ICT) index for 4th quarter 2023 was **101.0**, indicating a year-on-year percentage decrease of **1.5** when compared to **102.6** recorded in 4th quarter 2022

The ICT index recorded a quarter-on-quarter percentage decrease of **10.8** when compared to **113.2** in 3rd quarter 2023