



ZIMBABWE’S EXTERNAL TRADE

Zimbabwe’s goods trade balance for February 2026 was a surplus of **USD46.4 million**, a **57.7%** decrease from the January 2026 surplus of **USD109.9 million**. (refer to Table 1)

A trade deficit occurs when a country's value of imports is greater than that of exports in a given period. When the value of exports exceeds the value of imports, it implies a trade surplus.

February 2026 exports amounted to **USD1.01 billion**, an increase of **4.1%** (**USD40.1 million**) from the January 2026 value of **USD969.5 million**.

Imports for the month totalled **USD963.1 million**, which was **12.0%** (**USD103.5 million**) more than the January 2026 imports of **USD859.6 million**.

Table 1: Value of Exported and Imported Goods

Month	Value of Exports (USD Million)	Value of Imports (USD Million)	Trade Balance (USD Million)
February 2026	1009.6	963.1	46.4
January 2026	969.5	859.6	109.9
Percent Change	4.1%	12.0%	57.7%

TOP TEN EXPORT PRODUCTS











Among the top ten products exported in February 2026 were semi-manufactured gold, tobacco, partly or wholly stemmed/stripped and other mineral substances, nes, accounting for **45.7%**, **27.5%**, and **9.0%** of the total value of **USD1.01 billion**, respectively.

Zimbabwe's Major Exports in February 2026 (%)		
	Semi-manufactured gold	45.7
	Tobacco, partly or wholly stemmed/stripped	27.5
	Other mineral substances, nes	9.0
	Nickel ores and concentrates	3.8
	Ferro-chromium	2.1
	Industrial diamonds unworked	2.0
	Other ores and concentrates, nes	1.5
	Coke and semi-coke of coal	1.5
	Platinum unwrought or in powder form	0.9
	Cigarette tobacco nes	0.7
	Other Exports	5.3
	Total	100.0

TOP TEN IMPORT PRODUCTS

Mineral fuels, mineral oils and products, machinery and mechanical appliances, electrical machinery and equipment and cereals were among the top ten imported products in February 2026.

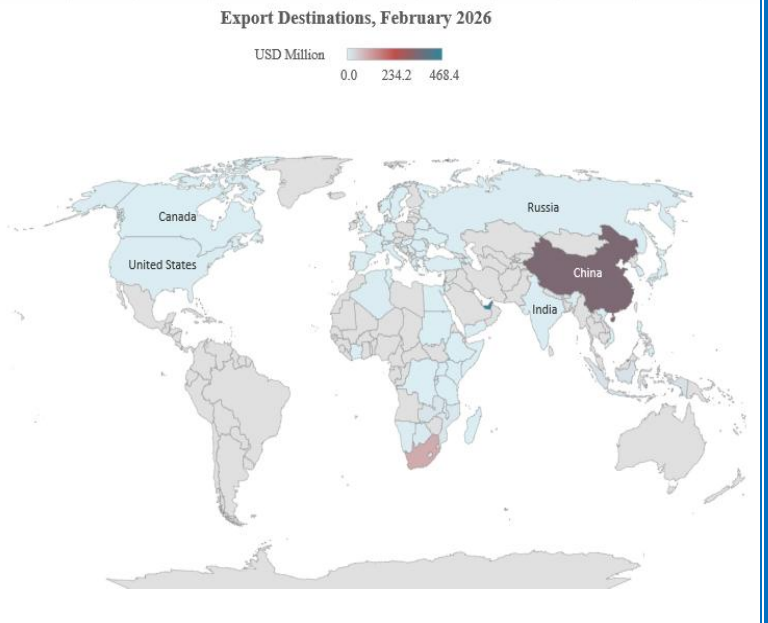
The products constituted **18.6%**, **14.9%**, **9.1%** and **7.3%** of the total import value of **USD 963.1 million**, respectively.

Zimbabwe's Major Imports in February 2026 (%)		
	Mineral fuels, mineral oils and products	18.6
	Machinery and mechanical appliances	14.9
	Electrical machinery and equipment	9.1
	Cereals	7.3
	Vehicles	6.7
	Iron and steel and Articles	5.7
	Plastics	3.7
	Fertilisers	3.7
	Miscellaneous chemical products	2.3
	Salt, sulphur; earths and stone; plastering materials	2.1
	Other products	25.7
	Total	100.0

MAJOR EXPORT DESTINATIONS

The country's major export destinations in February 2026 were United Arab Emirates (**USD468.4 million**), China (**USD346.1 million**) and South Africa (**USD98.4 million**).

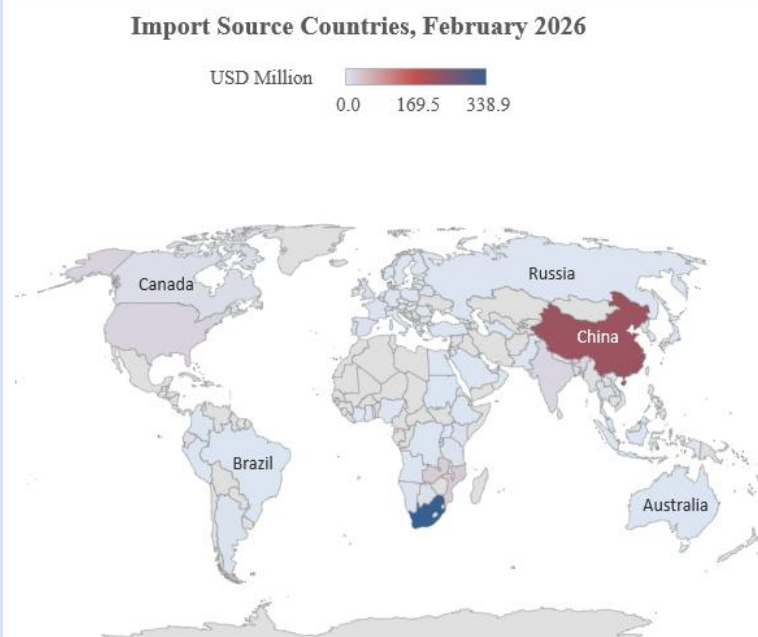
The three countries accounted for about ninety percent of the total export value of **USD 1.01 billion**.



MAJOR IMPORT SOURCE COUNTRIES

The major source countries for imports in February 2026 were South Africa (**USD338.9 million**), China (**USD215.3 million**), Bahrain (**USD83.9 million**) and Bahamas (**USD37.0 million**).

The four countries accounted for about seventy percent of the total import value of **USD963.1 million**.



MAJOR EXPORT PRODUCTS TO SADC

The major exports to the Southern African Development Community (SADC) in February 2026 were nickel ores and concentrates (**28.3%**), coke and semi-coke of coal (**11.7%**), industrial diamonds unworked (**10.1%**) and iron and steel and products (**9.8%**).




The four products accounted for about sixty percent of the total export value of **USD 130.6 million**.

Zimbabwe's Major Exports to SADC in February 2026 (%)		
	Nickel ores and concentrates	28.3
	Coke and semi-coke of coal	11.7
	Industrial diamonds unworked	10.1
	Iron or steel and products	9.8
	Tobacco; smoking/Cigarettes containing tobacco	8.5
	Tobacco, partly or wholly stemmed/stripped	6.5
	Platinum unwrought or in powder form	3.2
	Chromium ores and concentrates	2.1
	Semi-manufactured gold	1.7
	Bituminous coal, not agglomerated	1.4
	Other Exports	16.7
	Total	100.0

MAJOR EXPORT PRODUCTS TO COMESA

The major exports to the Common Market for Eastern and Southern Africa (COMESA) in February 2026 comprised of iron or steel and products, coke and semi-coke of coal, bituminous coal, not agglomerated and tobacco; smoking/cigarettes containing tobacco.

The products constituted **23.2%**, **14.8%**, **10.7%** and **9.9 %** of the total export value of **USD 17.0 million**, respectively.

	Iron or steel and products	23.2
	Coke and semi-coke of coal	14.8
	Bituminous coal not agglomerated	10.7
	Tobacco; smoking/Cigarettes containing tobacco	9.9
	Tobacco, partly or wholly stemmed/stripped	5.8
	Electrical energy	3.5
	Creosote oils	1.9
	Wood in the rough..., treated with paint, stains, creosote, etc	1.4
	Other uncoated paper	1.4
	Plasters	1.4
	Other Exports	26.0
	Total	100.0

MAJOR EXPORT PRODUCTS TO THE EU

Zimbabwe's exports to the European Union (EU) in February 2026 were tobacco, partly or wholly stemmed/stripped (**38.2%**), industrial diamonds unworked (**28.1%**) ferro-chromium (**12.8%**), granite, and crude or roughly trimmed/merely cut into squares (**12.7%**).








The four products accounted for **91.8%** of total value (**USD 14.7 million**) of goods exported to the EU.

	Tobacco, partly or wholly stemmed/stripped	38.2
	Industrial diamonds unworked	28.1
	Ferro-chromium	12.8
	Granite, crude or roughly trimmed/ merely cut into a squares	12.7
	Chromium ores and concentrates	4.8
	Hides and skins of reptiles	1.3
	Vermiculite, perlite and chlorites (unexpanded)	0.8
	Roses and Other fresh flowers	0.6
	Collections and collector's pieces of zoological... interest	0.4
	Original sculptures and statuary, in any material	0.1
	Other Exports	0.0
	Total	100.0

MAJOR EXPORT PRODUCTS TO AfCFTA

The major exports to African Continental Free Trade Area (AfCFTA) in February 2026 were nickel ores and concentrates (27.4%), coke and semi-coke of coal (11.4%), and iron or steel and products (10.2%) and industrial diamonds unworked (9.8%).











The four products accounted for about fifty nine percent of the total export value of **USD 134.7 million**.

Zimbabwe's Major Exports to AfCFTA in February 2026 (%)		
	Nickel ores and concentrates	27.4
	Coke and semi-coke of coal	11.4
	Iron or steel and products	10.2
	Industrial diamonds unworked	9.8
	Tobacco, partly or wholly stemmed/stripped	8.8
	Tobacco; smoking/Cigarettes containing tobacco	8.4
	Platinum unwrought or in powder form	3.1
	Chromium ores and concentrates	2.1
	Semi-manufactured gold	1.7
	Bituminous coal, not agglomerated	1.4
	Other Exports	15.9
	Total	100.0

MAJOR IMPORT PRODUCTS FROM SADC

Major imports from SADC in February 2026 were cereals (12.6%), machinery and mechanical appliances (12.5%), mineral fuels, mineral oils and products (6.6%), and iron and steel and articles (6.4%).

The four products contributed about thirty eight percent of the total import value of **USD 435.2 million**.









Zimbabwe's Major Imports from SADC in February 2026 (%)		
	Cereals	12.6
	Machinery and mechanical appliances	12.5
	Mineral fuels, mineral oils and products	6.6
	Iron and steel and articles	6.4
	Vehicles	5.3
	Fertilisers	5.0
	Electrical machinery and equipment	4.9
	Salt, sulphur; earths and stone; plastering materials	4.8
	Plastics	4.8
	Oil seeds and oleaginous fruits	3.5
	Other Imports	33.5
	Total	100.0

MAJOR IMPORT PRODUCTS FROM THE EU

Major imports from the EU in February 2026 were machinery and mechanical appliances, vehicles and pharmaceutical products. These products accounted for **22.5%**, **15.7%** and **12.1%** of the total value (**USD 21.5 million**) of imports from EU respectively.

The three products constituted fifty percent of the total value of goods imported from the EU.

Zimbabwe's Major Imports from the EU in February 2026 (%)

	Machinery and mechanical appliances	22.5
	Vehicles	15.7
	Pharmaceutical products	12.1
	Medical or surgical instruments and apparatus	9.4
	Perfumery, cosmetic or toilet preparations	9.0
	Ceramic products	5.5
	Meat and edible meat offal.	5.2
	Dairy produce; bird's eggs; natural honey	4.8
	Electrical machinery and equipment	3.2
	Miscellaneous chemical products	2.5
	Other Imports	10.2
	Total	100.0

MAJOR IMPORT PRODUCTS FROM THE COMESA











Products imported from COMESA in February 2026 recorded a total value of **USD 58.7 million**. Salt, sulphur, earths and stone, plastering materials accounted for **16.6%**, cereals **11.2%** and vehicles **9.3%**.

Zimbabwe's Major Imports from COMESA February 2026 (%)

	Salt, sulphur; earths and stone; plastering materials	16.6
	Cereals	11.2
	Vehicles	9.3
	Electrical machinery and equipment	6.4
	Preparations of cereals, flour, starch or milk; pastrycooks' products	4.1
	Miscellaneous manufactured articles	3.8
	Perfumery, cosmetic or toilet preparations	3.7
	Miscellaneous chemical products	3.2
	Machinery and mechanical appliances	3.2
	Inorganic chemicals; organic or inorganic compounds of precious metals,	2.8
	Other Imports	35.7
	Total	100.0

MAJOR IMPORT PRODUCTS FROM AfCFTA

Zimbabwe's major imports from AfCFTA in February 2026 were machinery and mechanical appliances, cereals, mineral fuels, mineral oils and products and iron and steel and articles **12.4%, 12.4%, 6.6%** and **6.4%** respectively. These products accounted for **37.7%** of the total value (**USD441.1 million**) of the products imported from AfCFTA.

	Machinery and mechanical appliances	12.4
	Cereals	12.4
	Mineral fuels, mineral oils and products	6.6
	Iron and steel and articles	6.4
	Vehicles	5.3
	Fertilisers	4.9
	Electrical machinery and equipment	4.9
	Plastics	4.8
	Salt, sulphur; earths and stone; plastering materials	4.8
	Animal or vegetable fats and oils	3.5
	Other Imports	34.1
	Total	100.0