



ZIMBABWE'S EXTERNAL TRADE

Zimbabwe's goods trade deficit for June 2025 was **USD 158.5 million**, a **2.9%** increase from the May 2025 deficit of **USD 154.0 million**. (refer to Table 1)

A trade deficit occurs when a country's value of imports is greater than that of exports in a given period. When the value of exports exceeds the value of imports, it implies a trade surplus.

June 2025 exports amounted to **USD723.5 million**, an decrease of **0.5%** (**USD3.8 million**) from the May 2025 value of **USD727.3 million**.











Imports for the month totalled **USD882.0 million**, which was **0.1%** (**USD0.7 million**) more than the May 2025 imports of **USD881.3 million**.

Table 1: Value of Exported and Imported Goods

Month	Value of Exports (USD Million)	Value of Imports (USD Million)	Trade Deficit (USD Million)
June 2025	723.5	882.0	158.5
May 2025	727.3	881.3	154.0
Percent Change	0.5%	0.1%	2.9%

TOP TEN EXPORT PRODUCTS

Among the top ten products exported in June 2025 were semi-manufactured gold, nickel mattes, and tobacco, partly or wholly stemmed/stripped, accounting for **53.6%**, **12.7%**, and **5.7%** of the total value of **USD 723.5 million**, respectively.











Zimbabwe's Major Exports in June 2025 (%)		
	Semi-manufactured gold	53.6
	Nickel mattes	12.7
	Tobacco, partly or wholly stemmed/stripped	5.7
	Other mineral substances, nes	4.2
	Ferro-chromium	3.4
	Coke and semi-coke of coal	2.7
	Other ores and concentrates, nes	2.1
	Industrial diamonds unworked	2.1
	Chromium ores and concentrates	1.8
	Nickel ores and concentrates	1.1
	Other Exports	10.5
	Total	100.0

TOP TEN IMPORT PRODUCTS

Mineral fuels, mineral oils and products, machinery and mechanical appliances, cereals and vehicles were among the top ten imported products in June 2025.

The products constituted **20.5%**, **13.0%**, **6.8%** and **6.6%** of the total import value of **USD 882.0 million**, respectively.

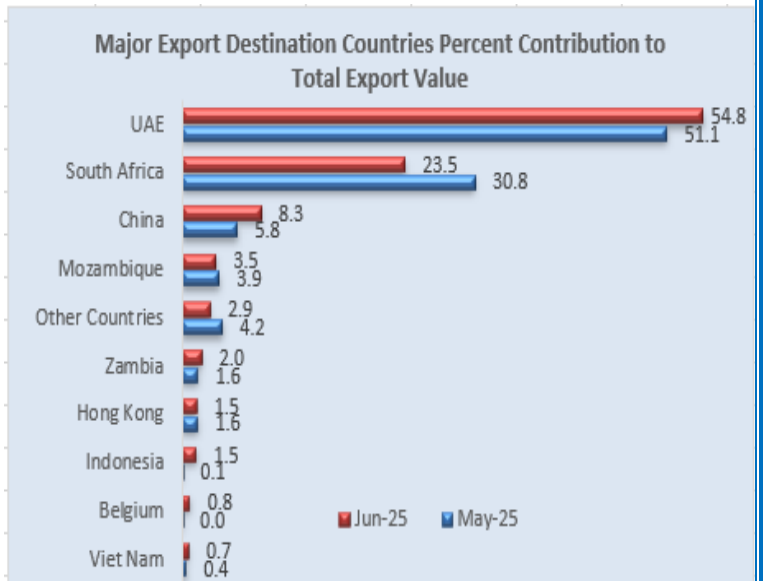
Zimbabwe's Major Imports in June 2025 (%)

	Mineral fuels, mineral oils and products	20.5
	Machinery and mechanical appliances	13.0
	Cereals	6.8
	Vehicles	6.6
	Articles of iron or steel	5.9
	Electrical machinery and equipment	5.9
	Plastics	4.9
	Animal or vegetable fats and oils	3.2
	Pharmaceutical products	2.6
	Miscellaneous chemical products	2.5
	Other products	28.2
	Total	100.0

MAJOR EXPORT DESTINATIONS

The country's major export destinations in June 2025 were United Arab Emirates (**54.8%**), South Africa (**23.5%**) and China (**8.3%**).

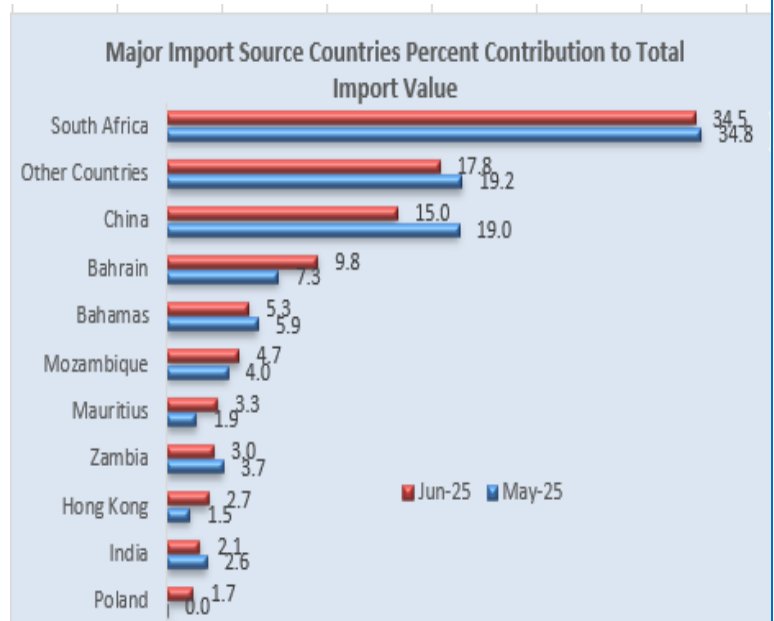
The three countries accounted for around eighty seven percent of the total export value of **USD 723.5 million**.



MAJOR IMPORT SOURCE COUNTRIES






The major source countries for imports in June 2025 were South Africa (34.5%), China (15.0%), Bahrain (9.8%) and Bahamas (5.3%).

The four countries accounted for about sixty five percent of the total import value of **USD 882.0** million.



MAJOR EXPORT PRODUCTS TO SADC











Zimbabwe's major exports to the Southern African Development Community (SADC) in June 2025, were nickel mattes at **42.0%** of total exports. Other significant exports included coke and semi-coke of coal (**8.8%**), semi-manufactured gold (**7.9%**), and chromium ores (**5.8%**).

Zimbabwe's Major Exports to SADC in June 2025, (%)		
	Nickel mattes	42.0
	Coke and semi-coke of coal	8.8
	Semi-manufactured gold/Unwrought gold	7.9
	Chromium ores and concentrates	5.8
	Iron or steel and products	5.1
	Tobacco, partly or wholly stemmed/stripped	4.6
	Tobacco; smoking/Cigarettes containing tobacco	4.5
	Nickel ores and concentrates	3.7
	Bituminous coal, not agglomerated	1.1
	Platinum unwrought or in powder form	1.0
	Other Exports	15.4
	Total	100.0

MAJOR EXPORT PRODUCTS TO COMESA

The major exports to the Common Market for Eastern and Southern Africa (COMESA) in June 2025 comprised of iron/steel products (18.6%), tobacco cigarettes (18.3%) and coke and semi-coke of coal (10.5%).











Zimbabwe's Major Exports to COMESA in June 2025 (%)

	Iron or steel and products	18.6
	Tobacco; smoking/Cigarettes containing tobacco	18.3
	Coke and semi-coke of coal	10.5
	Generating sets with compression-ignition engines	7.9
	Cartons, boxes and cases, of paperboard	6.2
	Bituminous coal, not agglomerated	4.0
	Lead-acid accumulators for starting piston engines	2.3
	Tobacco, partly or wholly stemmed/stripped	2.2
	Wood in the rough..., treated with paint, stains,, etc	1.9
	Other uncoated paper	1.8
	Other Exports	26.3
	Total	100.0

MAJOR EXPORT PRODUCTS TO THE EU

Zimbabwe's exports to the European Union (EU) in June 2025 were tobacco, partly or wholly stemmed/stripped (30.9%), ferro-chromium (25.9%), and industrial diamonds unworked (24.3%).



Zimbabwe's Major Exports to the EU in June 2025 (%)

	Tobacco, partly or wholly stemmed/stripped	30.9
	Ferro-chromium, containing by weight >4% carbon	25.9
	Industrial diamonds unworked	24.3
	Granite, crude or roughly trimmed/ merely cut into a squares	10.5
	Hides and skins of reptiles	3.0
	Granite, cut/sawn, with flat/even surface	2.1
	Roses and Other fresh flowers	1.3
	Peas, fresh or chilled	1.2
	Collections and collector's pieces of zoological... interest	0.5
	Plants or parts for perfumery, pharmacy, etc.	0.2
	Other Exports	0.1
	Total	100.0

MAJOR EXPORT PRODUCTS TO AfCFTA

The major exports to African Continental Free Trade Area (AfCFTA) in June 2025 were nickel mattes accounting for **(41.6%)**, coke and semi-coke of coal **(8.8%)** and semi-manufactured/unwrought gold **(7.8%)**.








Zimbabwe's Major Exports to AfCFTA in June 2025 (%)

	Nickel mattes	41.6
	Coke and semi-coke of coal	8.8
	Semi-manufactured/Unwrought gold	7.8
	Chromium ores and concentrates	5.8
	Iron or steel and products	5.1
	Tobacco, partly or wholly stemmed/stripped	5.1
	Tobacco; smoking/Cigarettes containing tobacco	4.4
	Nickel ores and concentrates	3.7
	Bituminous coal, not agglomerated	1.1
	Platinum unwrought or in powder form	1.0
	Other Exports	15.7
	Total	100.0

MAJOR IMPORT PRODUCTS FROM SADC











Major imports from SADC in June 2025 were led by cereals **(9.8%)**, followed by machinery and mechanical appliances **(9.3%)** and plastics **(8.0%)**

Zimbabwe's Major Imports from SADC in June 2025 (%)

	Cereals	9.8
	Machinery and mechanical appliances	9.3
	Plastics	8.0
	Mineral fuels	7.7
	Electrical machinery and equipment	6.1
	Animal or vegetable fats and oils	5.3
	Vehicles	4.6
	Iron and steel	3.8
	Fertilisers	3.5
	Salt, sulphur; earths and stone; plastering materials	3.5
	Other Imports	38.3
	Total	100.0











MAJOR IMPORT PRODUCTS FROM THE EU

Major imports from the EU in June 2025 were aircraft, spacecraft and parts, miscellaneous chemical products and machinery and mechanical appliances. These products accounted for **47.9%**, **11%** and **10.3%** of the total value of imports from EU respectively.

Zimbabwe's Major Imports from the EU in June 2025 (%)		
	Aircraft, spacecraft and parts thereof	47.9
	Miscellaneous chemical products	11.0
	Machinery and mechanical appliances	10.3
	Perfumery, cosmetic or toilet preparations	4.7
	Pharmaceutical products	4.7
	Meat and edible meat offal	3.9
	Electrical machinery and equipment	2.2
	Vehicles	2.0
	Medical or surgical instruments and apparatus	1.6
	Beverages, spirits and vinegar	1.2
	Other Imports	10.5
	Total	100.0











MAJOR IMPORT PRODUCTS FROM THE COMESA

Products imported from COMESA in June 2025 were mostly cereals (**23.4%**), Electrical machinery and equipment (**11.7%**) and salt, sulphur, earths and stone, plastering materials (**11.5%**).

Zimbabwe's Major Imports from COMESA in June 2025 (%)		
	Cereals	23.4
	Electrical machinery and equipment	11.7
	Salt, sulphur; earths and stone; plastering materials	11.5
	Tobacco and manufactured tobacco substitutes	11.3
	Fertilisers	3.9
	Preparations of cereals, flour, starch or milk; pastrycooks' products	3.0
	Miscellaneous chemical products	2.3
	Inorganic chemicals; organic or inorganic compounds of precious metals	2.3
	Medical or surgical instruments and apparatus	2.1
	Washing and polishing preparations	2.0
	Other Imports	26.5
	Total	100.0

MAJOR IMPORT PRODUCTS FROM AfCFTA

Zimbabwe's major imports from AfCFTA in June 2025 were cereals, machinery and mechanical appliances and plastics which contributed **9.6%**, **9.2%** and **7.9%** respectively.

Zimbabwe's Major Imports from AfCFTA in June 2025 (%)		
	Cereals	9.6
	Machinery and mechanical appliances	9.2
	Plastics	7.9
	Mineral fuels, mineral oils and products	7.5
	Electrical machinery and equipment	6.2
	Animal or vegetable fats and oils	5.3
	Vehicles	4.5
	Fertilisers	3.9
	Iron and steel	3.7
	Salt, sulphur, earths & stone; plastering materials	3.5
	Other Imports	38.8
	Total	100.0