



ZIMBABWE'S EXTERNAL TRADE

Zimbabwe's goods trade balance for November 2025 was a surplus of **USD90.5 million**, a **215.2%** increase from the October 2025 surplus of **USD28.7 million**. (refer to Table 1)

A trade deficit occurs when a country's value of imports is greater than that of exports in a given period. When the value of exports exceeds the value of imports, it implies a trade surplus.

November 2025 exports amounted to **USD1.046 billion**, an increase of **0.4%** (**USD4.5 million**) from the October 2025 value of **USD1.042 billion**.

Imports for the month totalled **USD955.8 million**, which was **5.7%** (**USD57.2 million**) less than the October 2025 imports of **USD1.013 billion**.

Table 1: Value of Exported and Imported Goods

Month	Value of Exports (USD Million)	Value of Imports (USD Million)	Trade Balance (USD Million)
November 2025	1046.3	955.8	90.5
October 2025	1041.7	1013.0	28.7
Percent Change	0.4%	5.7%	215.2%

TOP TEN EXPORT PRODUCTS











Among the top ten products exported in November 2025 were semi-manufactured gold, tobacco, partly or wholly stemmed/stripped and nickel mattes, accounting for **42.4%**, **23.7%**, and **17.0%** of the total value of **USD1.046 billion**, respectively.

Zimbabwe's Major Exports in November 2025 (%)		
	Semi-manufactured gold	42.4
	Tobacco, partly or wholly stemmed/stripped	23.7
	Nickel mattes	17.0
	Other mineral substances, nes	3.0
	Ferro-chromium	2.9
	Chromium ores and concentrates	1.3
	Tobacco; smoking/Cigarettes containing tobacco	1.0
	Coke and semi-coke of coal	0.9
	Nickel ores and concentrates	0.9
	Non-alloy pig iron	0.7
	Other Exports	6.3
	Total	100.0

TOP TEN IMPORT PRODUCTS

Mineral fuels, mineral oils and products, machinery and mechanical appliances, cereals and fertilisers were among the top ten imported products in November 2025.

The products constituted **20.4%**, **10.5%**, **7.0%** and **6.4%** of the total import value of **USD 955.8 million**, respectively.

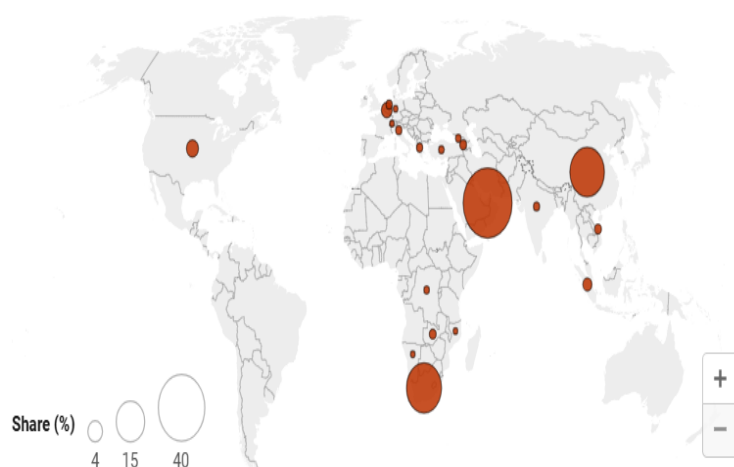
Zimbabwe's Major Imports in November 2025 (%)		
	Mineral fuels, mineral oils and products	20.4
	Machinery and mechanical appliances	10.5
	Cereals	7.0
	Fertilisers	6.4
	Electrical machinery and equipment	5.8
	Vehicles	5.7
	Iron and steel and Articles	5.7
	Animal or vegetable fats and oils	3.9
	Plastics	3.4
	Miscellaneous chemical products	2.5
	Other products	28.7
	Total	100.0

MAJOR EXPORT DESTINATIONS

The country's major export destinations in November 2025 were United Arab Emirates (**44.4%**), South Africa (**21.8%**) and China (**21.2%**).

The three countries accounted for about eighty seven percent of the total export value of **USD 1.046 billion**.

NOVEMBER EXPORTS COUNTRY OF DESTINATION

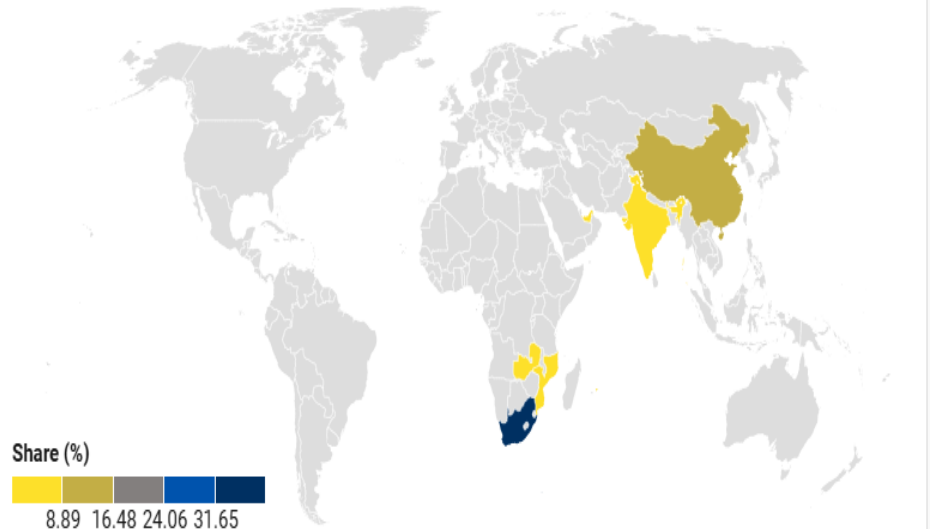


MAJOR IMPORT SOURCE COUNTRIES

The major source countries for imports in November 2025 were South Africa (**39.2%**), China (**15.8%**), Bahamas (**7.2%**) and Bahrain (6.8%).

The four countries accounted for around sixty nine percent of the total import value of **USD 955.8 million**.

Imports by Country of Origin












MAJOR EXPORT PRODUCTS TO SADC

The major exports to the Southern African Development Community (SADC) in November 2025 were nickel mattes (**74.6%**), tobacco, partly or wholly stemmed/stripped (**4.4%**), coke and semi-coke of coal (**4.1%**) and nickel ores and concentrates (**3.9%**).

The four products accounted for eighty seven percent of the total export value of **USD 237.8 million**.

Zimbabwe's Major Exports to SADC in November 2025 (%)











	Nickel mattes	74.6
	Tobacco, partly or wholly stemmed/stripped	4.4
	Coke and semi-coke of coal	4.1
	Nickel ores and concentrates	3.9
	Iron or steel and products	3.0
	Non-alloy pig iron	2.9
	Platinum unwrought or in powder form	2.2
	Chromium ores and concentrates	1.6
	Unwrought gold	0.8
	Electrical energy	0.7
	Other Exports	1.8
	Total	100.0

MAJOR EXPORT PRODUCTS TO COMESA

The major exports to the Common Market for Eastern and Southern Africa (COMESA) in November 2025 comprised of coke and semi-coke of coal, iron or steel and products and bituminous coal, not agglomerated.

The products constituted **31.7%**, **22.8%** and **17.7%** of the total export value of **USD 7.6 million**, respectively.









Zimbabwe's Major Exports to COMESA in November 2025 (%)

	Coke and semi-coke of coal	31.7
	Iron or steel and products	22.8
	Bituminous coal, not agglomerated	17.7
	Tobacco, partly or wholly stemmed/stripped	9.8
	Cigarette tobacco	8.8
	Electrical energy	7.5
	Ferro-chromium	1.1
	Tobacco refuse	0.4
	Granite, cut/sawn, with flat/even surface	0.2
	Pur breed breeding animals	-
	Other Exports	0.0
	Total	100.0

MAJOR EXPORT PRODUCTS TO THE EU

Zimbabwe's exports to the European Union (EU) in November 2025 were tobacco, partly or wholly stemmed/stripped (**68.3%**), industrial diamonds unworked (**13.2%**), ferro-chromium (**7.0%**), and granite, crude or roughly trimmed/merely cut into a squares (**6.4%**) accounting around **95%** of total value (**USD 28.1 million**) of goods exported to the EU.

Zimbabwe's Major Exports to the EU in November 2025 (%)











	Tobacco, partly or wholly stemmed/stripped	68.3
	Industrial diamonds unworked	13.2
	Ferro-chromium	7.0
	Granite, crude or roughly trimmed/ merely cut into a squares	6.4
	Chromium ores and concentrates	4.8
	Tobacco refuse	0.2
	Vermiculite, perlite and chlorites (unexpanded)	0.0
	Roses and Other fresh flowers	-
	Other Exports	-
	Total	100.0

MAJOR EXPORT PRODUCTS TO AfCFTA

The major exports to African Continental Free Trade Area (AfCFTA) in November 2025 were nickel mattes (74.4%), tobacco, partly or wholly stemmed/stripped (4.7%), coke and semi-coke of coal (4.1%) and nickel ores and concentrates (3.9%).

The four products accounted for about eighty seven percent of the total export value of **USD 238.5 million**.

Zimbabwe's Major Exports to AfCFTA in November 2025 (%)

	Nickel mattes	74.4
	Tobacco, partly or wholly stemmed/stripped	4.7
	Coke and semi-coke of coal	4.1
	Nickel ores and concentrates	3.9
	Iron or steel and products	3.0
	Non-alloy pig iron	2.9
	Platinum unwrought or in powder form	2.2
	Chromium ores and concentrates	1.6
	Unwrought gold	0.8
	Electrical energy	0.7
	Other Exports	1.8
	Total	100.0

MAJOR IMPORT PRODUCTS FROM SADC

Major imports from SADC in November 2025 were cereals (11.6%), machinery and mechanical appliances (9.3%), mineral fuels, mineral oils and products (8.8%), and fertilisers (6.9%).

The four products contributed about thirty seven percent of the total import value of **USD 495.8 million**.











Zimbabwe's Major Imports from SADC in November 2025 (%)

	Cereals	11.6
	Machinery and mechanical appliances	9.3
	Mineral fuels, mineral oils and products	8.8
	Fertilisers	6.9
	Iron and steel and Articles	6.6
	Animal or vegetable fats and oils	5.8
	Plastics	4.5
	Vehicles	4.4
	Oil seeds and oleaginous fruits	4.0
	Electrical machinery and equipment	3.5
	Other Imports	34.6
	Total	100.0

MAJOR IMPORT PRODUCTS FROM THE EU











Major imports from the EU in November 2025 were machinery and mechanical appliances, fertilisers, and meat and edible meat offal. These products accounted for **35.0%**, **11.0%** and **8.8%** of the total value (**USD 19.6 million**) of imports from EU respectively.

The three products constituted fifty five percent of the total value of goods imported from the EU.

Zimbabwe's Major Imports from the EU in November 2025 (%)		
	Machinery and mechanical appliances	35.0
	Fertilisers	11.0
	Meat and edible meat offal.	8.8
	Printed books, newspapers, pictures and other products	7.9
	Miscellaneous chemical products	6.9
	Aircraft, spacecraft and parts thereof	5.2
	Electrical machinery and equipment	4.5
	Pharmaceutical products	2.6
	Plastics	2.4
	Perfumery, cosmetic or toilet preparations	2.0
	Other Imports	13.7
	Total	100.0

MAJOR IMPORT PRODUCTS FROM THE COMESA











Products imported from COMESA in November 2025 recorded a total value of **USD 70.6 million**. Salt, sulphur, earths and stone, plastering materials (**15.3%**), fertilisers (**8.3%**), cereals (**7.1%**), and electrical machinery and equipment (**6.7%**).

Zimbabwe's Major Imports from COMESA in November 2025 (%)		
	Salt, sulphur; earths and stone; plastering materials	15.3
	Fertilisers	8.3
	Cereals	7.1
	Electrical machinery and equipment	6.7
	Perfumery, cosmetic or toilet preparations	6.4
	Preparations of cereals, flour, starch or milk; pastrycooks' products	5.8
	Miscellaneous chemical products	4.5
	Beverages, spirits and vinegar	3.5
	Soap, organic surface active agents, washing and lubricating	3.5
	Mineral fuels, mineral oils and products	3.0
	Other Imports	35.8
	Total	100.0

MAJOR IMPORT PRODUCTS FROM AfCFTA

Zimbabwe's major imports from AfCFTA in November 2025 were cereals, machinery and mechanical appliances, mineral fuels, mineral oils and products, and fertilisers **11.4%, 9.2%, 8.6%** and **7.0%** respectively. These products accounted for **36%** of the total value (**USD 506.1 million**) of the products imported from AfCFTA.

Zimbabwe's Major Imports from AfCFTA in November 2025 (%)

	Cereals	11.4
	Machinery and mechanical appliances	9.2
	Mineral fuels, mineral oils and products	8.6
	Fertilisers	7.0
	Animal or vegetable fats and oils	5.8
	Vehicles	4.5
	Plastics	4.4
	Oil seeds and oleaginous fruits	3.9
	Electrical machinery and equipment	3.7
	Iron and steel and Articles	6.5
	Other Imports	35.1
	Total	100.0