



ZIMBABWE'S EXTERNAL TRADE

Zimbabwe's goods trade deficit for October 2025 was **USD3.6 million**, an **82.7%** decrease from the September 2025 deficit of **USD20.7 million**. (refer to Table 1)

A trade deficit occurs when a country's value of imports is greater than that of exports in a given period. When the value of exports exceeds the value of imports, it implies a trade surplus.

October 2025 exports amounted to **USD1.02 billion**, an increase of **20.2%** (**USD172.3 million**) from the September 2025 value of **USD851.1 million**.

Imports for the month totalled **USD1.03 billion**, which was **17.8%** (**USD155.1 million**) more than the September 2025 imports of **USD871.8 million**.

Table 1: Value of Exported and Imported Goods

Month	Value of Exports (USD Million)	Value of Imports (USD Million)	Trade Balance (USD Million)
October 2025	1023.3	1026.9	-3.6
September 2025	851.1	871.8	-20.7
Percent Change	20.2%	17.8%	82.7%

TOP TEN EXPORT PRODUCTS

Among the top ten products exported in October 2025 were semi-manufactured gold, tobacco, partly or wholly stemmed/stripped and nickel mattes, accounting for **45.2%**, **14.8%**, and **12.5%** of the total value of **USD1.0 billion**, respectively.





Zimbabwe's Major Exports in October 2025 (%)		
	Semi-manufactured gold	45.2
	Tobacco, partly or wholly stemmed/stripped	14.8
	Nickel mattes	12.5
	Other mineral substances, nes	5.2
	Industrial diamonds unworked	4.2
	Ferro-chromium	3.7
	Other ores and concentrates, nes	2.0
	Chromium ores and concentrates	1.7
	Coke and semi-coke of coal	1.4
	Nickel ores and concentrates	0.9
	Other Exports	8.4
	Total	100.0

TOP TEN IMPORT PRODUCTS

Mineral fuels, mineral oils and products, machinery and mechanical appliances, cereals and vehicles were among the top ten imported products in October 2025.

The products constituted **20.0%**, **10.6%**, **9.2%** and **8.0 %** of the total import value of **USD 1.0 billion**, respectively.

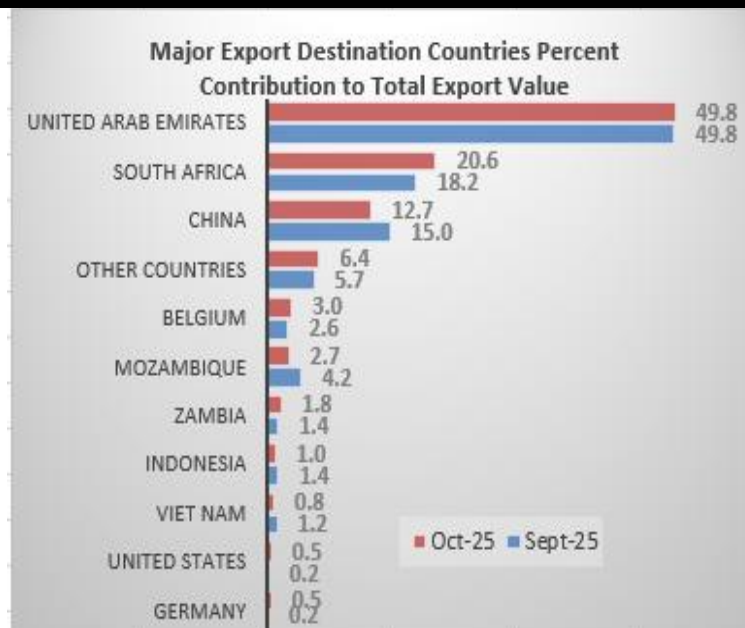
Zimbabwe's Major Imports in October 2025 (%)

	Mineral fuels, mineral oils and products	20.0
	Machinery and mechanical appliances	10.6
	Cereals	9.2
	Vehicles	8.0
	Electrical machinery and equipment	7.0
	Iron and steel and Articles	5.2
	Fertilisers	5.2
	Plastics	3.7
	Animal or vegetable fats and oils	3.1
	Miscellaneous chemical products	2.3
	Other products	25.7
	Total	100.0

MAJOR EXPORT DESTINATIONS

The country's major export destinations in October 2025 were United Arab Emirates (**49.8%**), South Africa (**20.6%**) and China (**12.7%**).

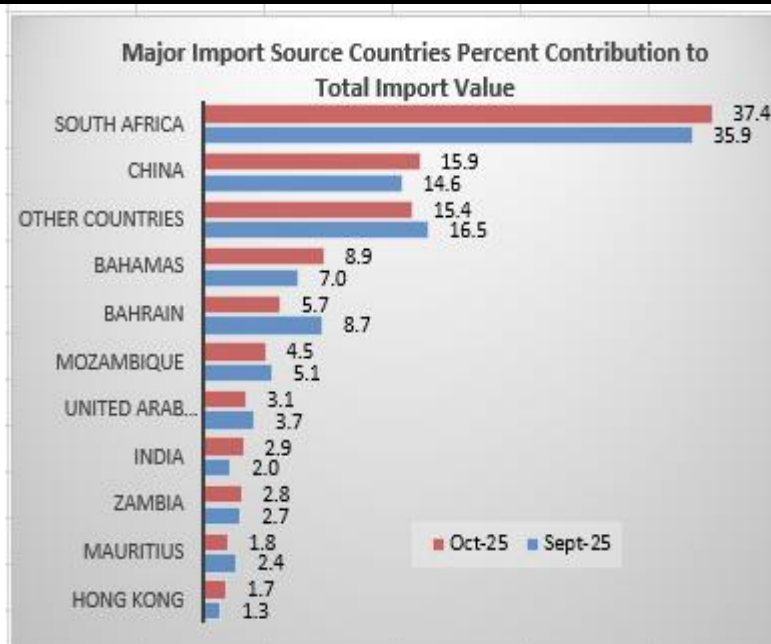
The three countries accounted for about eighty three percent of the total export value of **USD 1.0 billion**.



MAJOR IMPORT SOURCE COUNTRIES

The major source countries for imports in October 2025 were South Africa (37.4%), China (15.9%), Bahamas (8.9%) and Bahrain (5.7%).




The four countries accounted for around sixty eight percent of the total import value of **USD 1.0 billion**.



MAJOR EXPORT PRODUCTS TO SADC

The major exports to the Southern African Development Community (SADC) in October 2025 were nickel mattes (46.7%), tobacco, partly or wholly stemmed/stripped (8.2%) chromium ores and concentrates (6.4%), and coke and semi-coke of coal (5.1%).











The four products accounted for sixty six percent of the total export value of **USD 273.0 million**.

Zimbabwe's Major Exports to SADC in October 2025 (%)		
	Nickel mattes	46.7
	Tobacco, partly or wholly stemmed/stripped	8.2
	Chromium ores and concentrates	6.4
	Coke and semi-coke of coal	5.1
	Semi-manufactured gold	3.7
	Nickel ores and concentrates	3.5
	Iron or steel and products	4.8
	Sugars; cane sugar, raw, in solid form	1.8
	Tobacco; smoking/Cigarettes containing tobacco	2.9
	Platinum unwrought or in powder form	1.2
	Other Exports	15.5
	Total	100.0

MAJOR EXPORT PRODUCTS TO COMESA

The major exports to the Common Market for Eastern and Southern Africa (COMESA) in October 2025 comprised of tobacco, partly or wholly stemmed/stripped, coke and semi-coke of coal and tobacco smoking/cigarettes containing tobacco.

The products constituted **25.8%, 19.1% and 9.1 %** of the total export value of **USD 32.7 million**, respectively.

Zimbabwe's Major Exports to COMESA in October 2025 (%)		
	Tobacco, partly or wholly stemmed/stripped	25.8
	Coke and semi-coke of coal	19.1
	Tobacco; smoking/Cigarettes containing tobacco	9.1
	Bituminous coal, not agglomerated	6.6
	Maize seed	6.6
	Cartons, boxes and cases, of paperboard	5.0
	Iron or steel and products	3.2
	Other electric conductors, nes	2.2
	Other uncoated paper	2.2
	Mechanical appliances; agricultural	1.3
	Other Exports	19.0
	Total	100.0

MAJOR EXPORT PRODUCTS TO THE EU



Zimbabwe's exports to the European Union (EU) in October 2025 were tobacco, partly or wholly stemmed/stripped (**85.5%**), ferro-chromium (**9.8%**), and granite, crude or roughly trimmed/merely cut into a squares (**3.0%**) accounting around **98%** of total value (**USD 47.1 million**) of goods exported to the EU.

Zimbabwe's Major Exports to the EU in October 2025 (%)		
	Tobacco, partly or wholly stemmed/stripped	85.5
	Ferro-chromium	9.8
	Granite, crude or roughly trimmed/ merely cut into a squares	3.0
	Hides and skins of reptile	1.0
	Roses and Other fresh flowers	0.5
	Perfumery, cosmetic or toilet preparations	0.1
	Vermiculite, perlite and chlorites (unexpanded)	0.0
	Other Personal effects	0.0
	Cranberries, milberries...etc, fresh	0.0
	Men's or boys' garments of other textiles, nes	0.0
	Other Exports	0.0
	Total	100.0

MAJOR EXPORT PRODUCTS TO AfCFTA

The major exports to African Continental Free Trade Area (AfCFTA) in October 2025 were nickel mattes (**45.8%**), tobacco, partly or wholly stemmed/stripped (**9.8%**), chromium ores and concentrates (**6.3%**), and iron or steel and products (**5.7%**).











The four products accounted for about sixty eight percent of the total export value of **USD 278.6 million**.

Zimbabwe's Major Exports to AfCFTA in October 2025 (%)		
	Nickel mattes	45.8
	Tobacco, partly or wholly stemmed/stripped	9.8
	Chromium ores and concentrates	6.3
	Iron or steel and products	5.7
	Coke and semi-coke of coal	5.0
	Semi-manufactured gold	3.7
	Nickel ores and concentrates	3.5
	Tobacco; smoking/Cigarettes containing tobacco	2.9
	Sugars; cane sugar, raw, in solid form	1.8
	Platinum unwrought or in powder form	1.2
	Other Exports	14.3
	Total	100.0

MAJOR IMPORT PRODUCTS FROM SADC

Major imports from SADC in October 2025 were cereals (**14.4%**), machinery and mechanical appliances (**10.4%**), mineral fuels, mineral oils and products (**9.0%**), and iron and steel and articles (**6.6%**).











The four products contributed about forty percent of the total import value of **USD 500.3 million**.

Zimbabwe's Major Imports from SADC in October 2025 (%)		
	Cereals	14.4
	Machinery and mechanical appliances	10.4
	Mineral fuels, mineral oils and products	9.0
	Iron and steel and Articles	6.6
	Plastics	5.1
	Fertilisers	5.1
	Vehicles	5.0
	Animal or vegetable fats and oils	4.6
	Electrical machinery and equipment	3.6
	Salt, sulphur; earths and stone; plastering materials	3.3
	Other Imports	32.8
	Total	100.0

MAJOR IMPORT PRODUCTS FROM THE EU











Major imports from the EU in October 2025 were electrical machinery and equipment, machinery and mechanical appliances, and cereals. These products accounted for **14.1%**, **12.9%** and **10.3%** of the total value (**USD 22.1 million**) of imports from EU respectively.

The three products constituted thirty seven percent of the total value of goods imported from the EU.

Zimbabwe's Major Imports from the EU in October 2025 (%)		
	Electrical machinery and equipment	14.1
	Machinery and mechanical appliances	12.9
	Cereals	10.3
	Meat and edible meat offal	10.0
	Pharmaceutical products	8.7
	Printed books, newspapers, pictures and other products	7.2
	Fertilisers	6.8
	Dairy produce; bird's eggs; natural honey	5.6
	Perfumery, cosmetic or toilet preparations	5.6
	Miscellaneous chemical products	3.5
	Other Imports	15.3
	Total	100.0











MAJOR IMPORT PRODUCTS FROM THE COMESA

Products imported from COMESA in October 2025 recorded a total value of **USD 62.3 million**. Salt, sulphur, earths and stone, plastering materials (**18.9%**), cereals (**14.2%**), preparations of cereals, flour, starch or milk; pastrycooks' products (**6.5%**), and inorganic chemicals; organic or inorganic compounds of precious metals (**4.6%**).

Zimbabwe's Major Imports from COMESA in October 2025 (%)		
	Salt, sulphur; earths and stone; plastering materials	18.9
	Cereals	14.2
	Preparations of cereals, flour, starch or milk; pastrycooks' products	6.5
	Inorganic chemicals; organic or inorganic compounds of precious metals	4.6
	Miscellaneous chemical products	4.3
	Electrical machinery and equipment	3.9
	Perfumery, cosmetic or toilet preparations	3.7
	Miscellaneous manufactured articles	3.2
	Plastics	3.1
	Mineral fuels, mineral oils and products	2.9
	Other Imports	34.7
	Total	100.0

MAJOR IMPORT PRODUCTS FROM AfCFTA

Zimbabwe's major imports from AfCFTA in October 2025 were cereals, machinery and mechanical appliances, mineral fuels, mineral oils and products, and iron and steel **14.1%**, **10.3%**, **8.8%** and **6.5%** respectively. These products accounted for **40%** of the total value (**USD 510.5 million**) of the products imported from AfCFTA.

Zimbabwe's Major Imports from AfCFTA in October 2025 (%)		
	Cereals	14.1
	Machinery and mechanical appliances	10.3
	Mineral fuels, mineral oils and products	8.8
	Iron and steel	6.5
	Fertilisers	5.5
	Plastics	5.1
	Vehicles	5.0
	Animal or vegetable fats and oils	4.6
	Electrical machinery and equipment	3.6
	Salt, sulphur, earths and stone; plastering materials	3.2
	Other Imports	33.2
	Total	100.0