



**2023 FOURTH
QUARTER
CRIME
STATISTICS
REPORT**



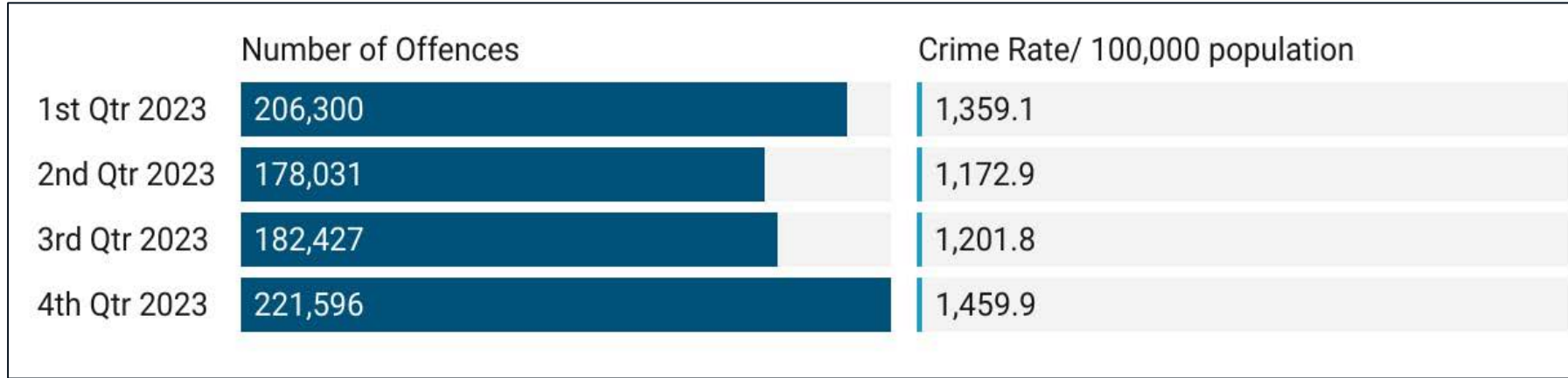
CRIME SCENE DO NOT CROSS

**T.E. MWADIWA
MANAGER-SOCIAL STATISTICS
18 March 2024**

Introduction

1. ZIMSTAT publishes statistics on levels and trends of crime in Zimbabwe based on police-recorded crime data, collected on a monthly basis.
2. Recorded crime figures exclude crimes that have not been reported to the police
3. The information contained here is based on data collected from the Zimbabwe Republic Police (ZRP) Crime Report and Disposal System during the period October to December 2023.
4. The crimes are classified according to the United Nations International Classification of Crime for Statistical Purposes (ICCS) adopted in 2016.

National Crime Rate



The police recorded 221,596 offences over the period October to December 2023. This represents a 21.5 percent increase from 182,427 offences recorded in the third quarter.

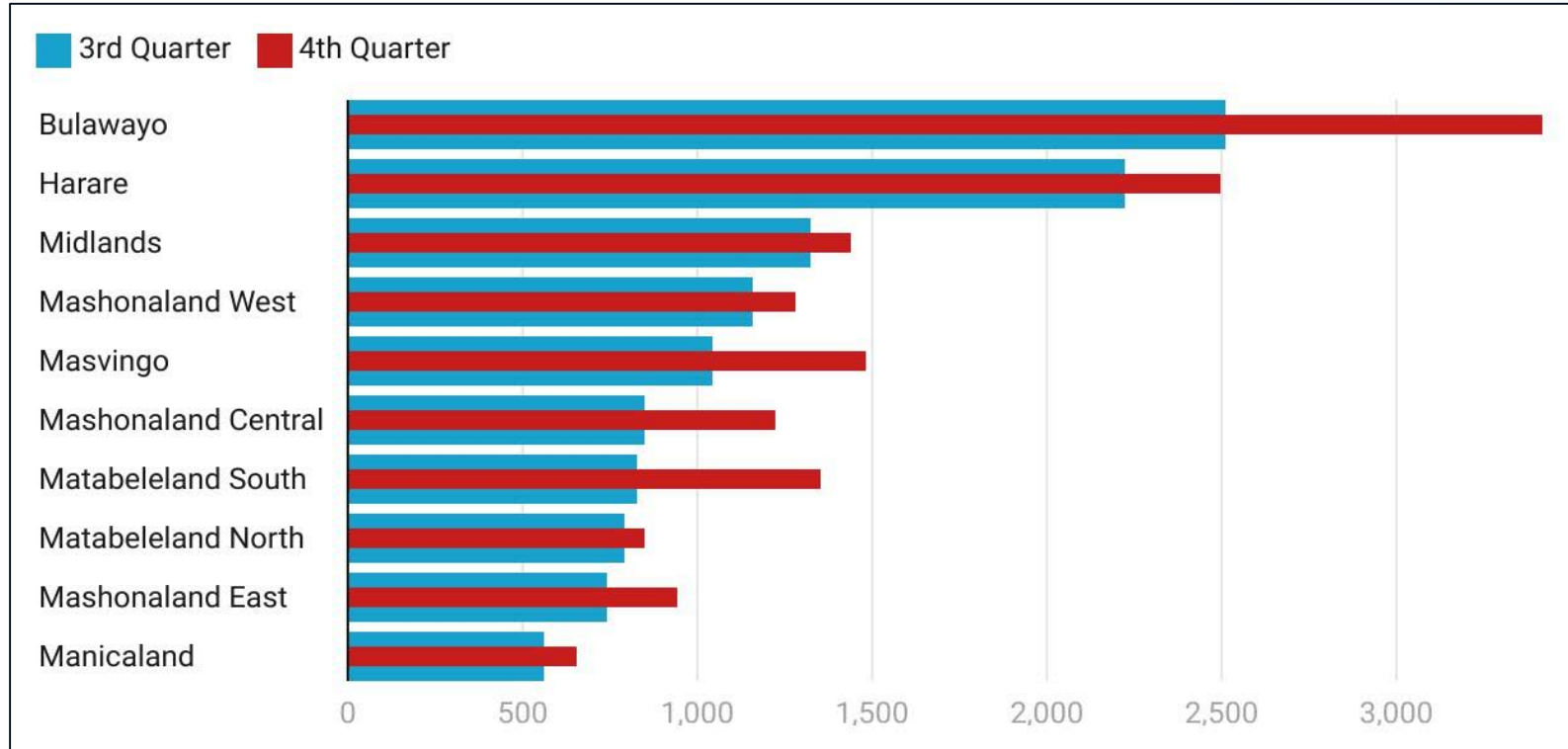
The national crime rate was 1,459.9 per 100,000 people, an uptick from 1,201.8 per 100,000 observed in the previous quarter.

Offences Recorded in 4th Quarter 2023 by Type

	Number of Offences	Crime Rate/100,000 population
Acts against public safety and state security	89,244	587.94
Acts against property only	52,598	346.52
Acts leading to harm or intending to cause harm to the person	41,372	272.56
Acts against public order, authority and provisions of the State	13,777	90.76
Acts involving controlled psychoactive substances or other drugs	6,802	44.81
Other criminal acts not elsewhere classified	6,605	43.51
Acts involving fraud, deception or corruption	3,330	21.94
Injurious acts of a sexual nature	3,112	20.5
Acts against property involving violence or threat against a person	2,998	19.75
Acts leading to death or intending to cause death	1,061	6.99
Acts against the natural environment	697	4.59

There were 89,244 offences committed in the 'Public safety and state security' category, constituting a crime rate of 587.94 per 100,000 population.

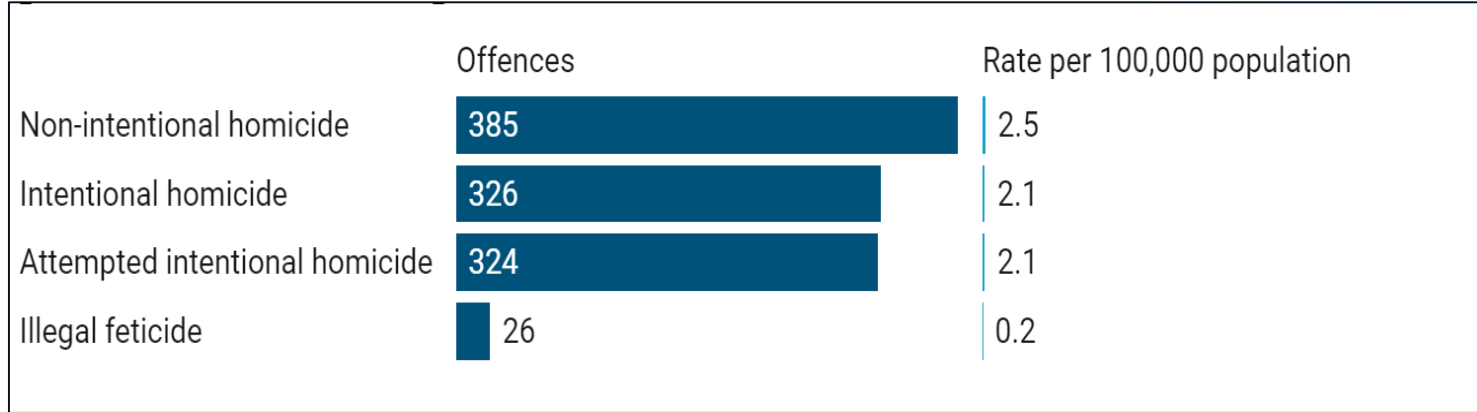
Crime Rate by Province: 3rd and 4th Quarter 2023 per 100,000 Population



The above graph shows that across all the provinces, there was an uptick in crime rates between the third and the fourth quarter.

Detailed List of Committed Offences

Acts leading to death or intending to cause death



There were 326 cases of intentional homicide recorded in the fourth quarter of 2023, reflecting a rate of 2.1 offences per 100,000 population.

Acts causing harm or intending to cause harm to the person

	Offences	Rate per 100,000 population
Assaults and threats	29,741	195.9
Dangerous acts	9,747	64.2
Negligence	1,412	9.3
Defamation or insult	232	1.5
Coercion	116	0.8
Acts against liberty	98	0.6
Acts intended to induce fear or emotional distress	12	0.1
Acts that trespass against the person	9	0.1
Trafficking in persons (TIP)	4	0
Discrimination	1	0

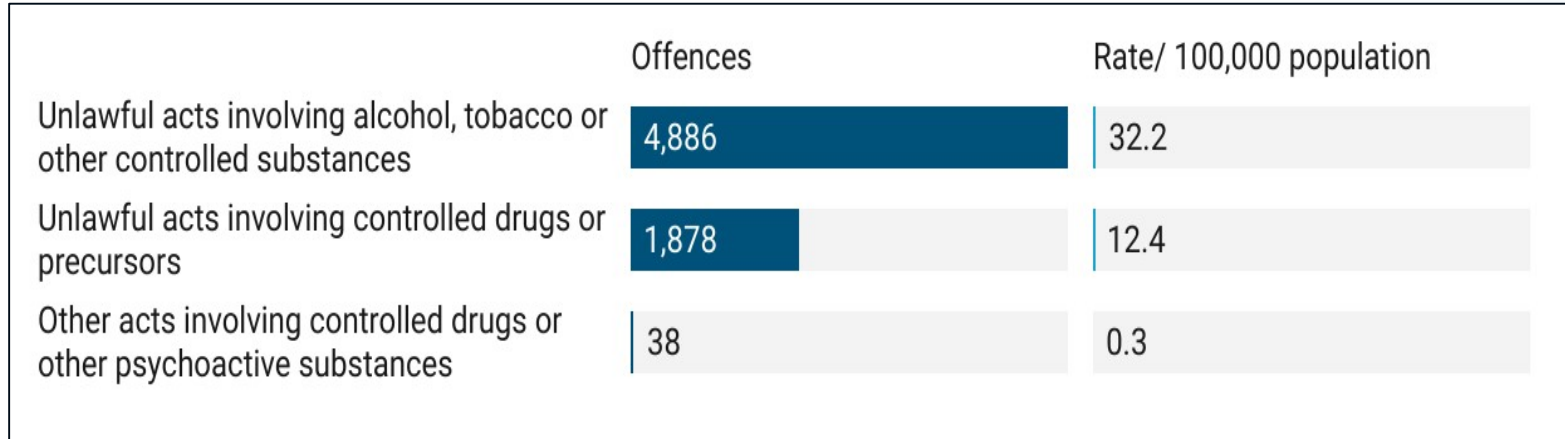
Assaults and threats category was the most frequent 'Act causing harm or intending to cause harm to the person'. The rate for assaults and threats stood at 195.9 per 100,000 population.

Acts against property

	Offences	Rate/ 100,000 population
Theft	37,602	247.7
Burglary	10,431	68.7
Property damage	4,082	26.9
Robbery	2,998	19.8
Other acts against property only	478	3.1
Intellectual property offences	5	0

There were 37,602 cases of theft recorded in the fourth quarter indicating a rate of 247.7 per 100,000 population .

Acts involving controlled drugs or other psychoactive substances



The 'unlawful acts involving alcohol, tobacco or other controlled substances' category was the most prevalent 'act involving controlled drugs or other psychoactive substances'.

Acts involving fraud, deception or corruption

	Offences	Rate/ 100,000 population
Fraud	3,235	21.3
Corruption	48	0.3
Forgery/counterfeiting	39	0.3
Acts involving the proceeds of crime	8	0.1

There were 3,235 cases of fraud and 48 cases of corruption recorded indicating crime rates of 21.3 and 0.3 per 100,000 population, respectively.

Acts against public order, authority and provisions of the State

	Offences	Rate/ 100,000 population
Other acts against public order, authority and provisions of the State	7,548	49.7
Acts against public order behavioural standards	3,335	22
Acts contrary to public revenue or regulatory provisions	1,623	10.7
Acts against the justice system	960	6.3
Acts related to migration	270	1.8
Acts against public order sexual standards	41	0.3

The number of offences recorded under 'Other acts against public order, authority and provisions of the State' was 7,548, translating to a crime rate of 49.7 per 100,000 population.

Acts against public safety and state security

	Offences	Rate/ 100,000 population
Non-injurious traffic violations	88,967	586.1
Acts involving weapons, explosives and other destructive materials	196	1.3
Acts against computer systems	70	0.5
Acts against state security	11	0.1
Terrorism	0	0

During the 2023 fourth quarter, 88,967 cases of non-injurious traffic violations were recorded resulting in a crime rate of 586.1 per 100,000 population.

Other Criminal Acts

	Offences	Rate/ 100,000 population
Other criminal acts not elsewhere classified	6,605	43.5
Other criminal acts not elsewhere classified	6,594	43.4
Sexual violence	3,091	20.4
Acts that result in the depletion or degradation of natural resources	458	3
Trade or possession of protected or prohibited species of fauna and flora	239	1.6
Sexual exploitation	21	0.1
Acts contrary to youth regulations and acts on minors	11	0.1

There were 3,091 cases of sexual violence recorded in the fourth quarter of 2023, representing a crime rate of 20.4 per 100,000 population.

I THANK YOU



www.zimstat.co.zw



[twitter @zimstat](https://twitter.com/zimstat)



[Zimstat](https://www.facebook.com/zimstat)