

**2023 THIRD
QUARTER
CRIME
STATISTICS
REPORT**



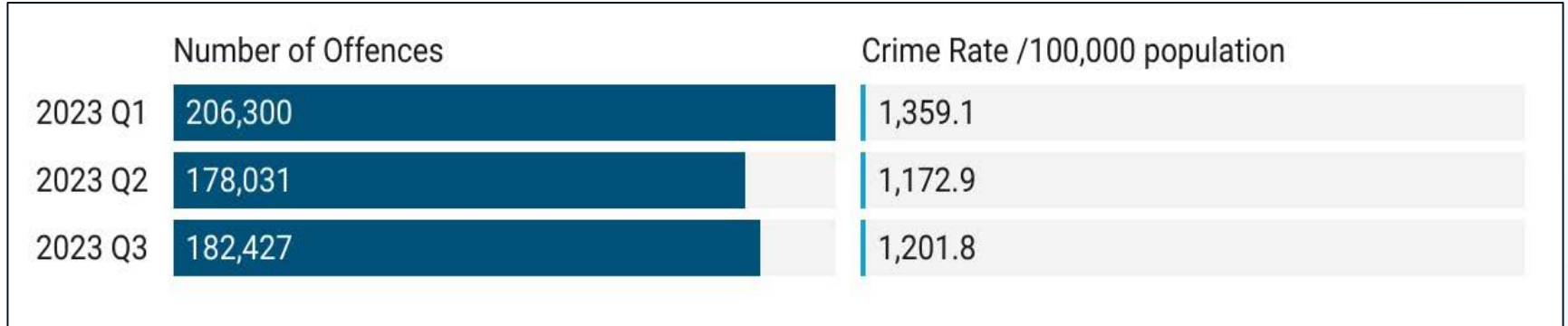
CRIME SCENE DO NOT CROSS

**PRESENTED
BY
MRS MATIWONESA PHIRI
Acting Director-General
13 December 2023**

Introduction

1. ZIMSTAT publishes statistics on levels and trends of crime in Zimbabwe based on police-recorded crime data, collected on a monthly basis.
2. Recorded crime figures exclude crimes that have not been reported to the police
3. The information contained here is based on data collected from the Zimbabwe Republic Police (ZRP) Crime Report and Disposal System.
4. The crimes are classified according to the United Nations International Classification of Crime for Statistical Purposes (ICCS) adopted in 2016.

National Crime Rate



The police recorded 182,427 offences over the period from July to September 2023. This represents a 2.5 percent increase from 178,031 offences recorded in the second quarter.

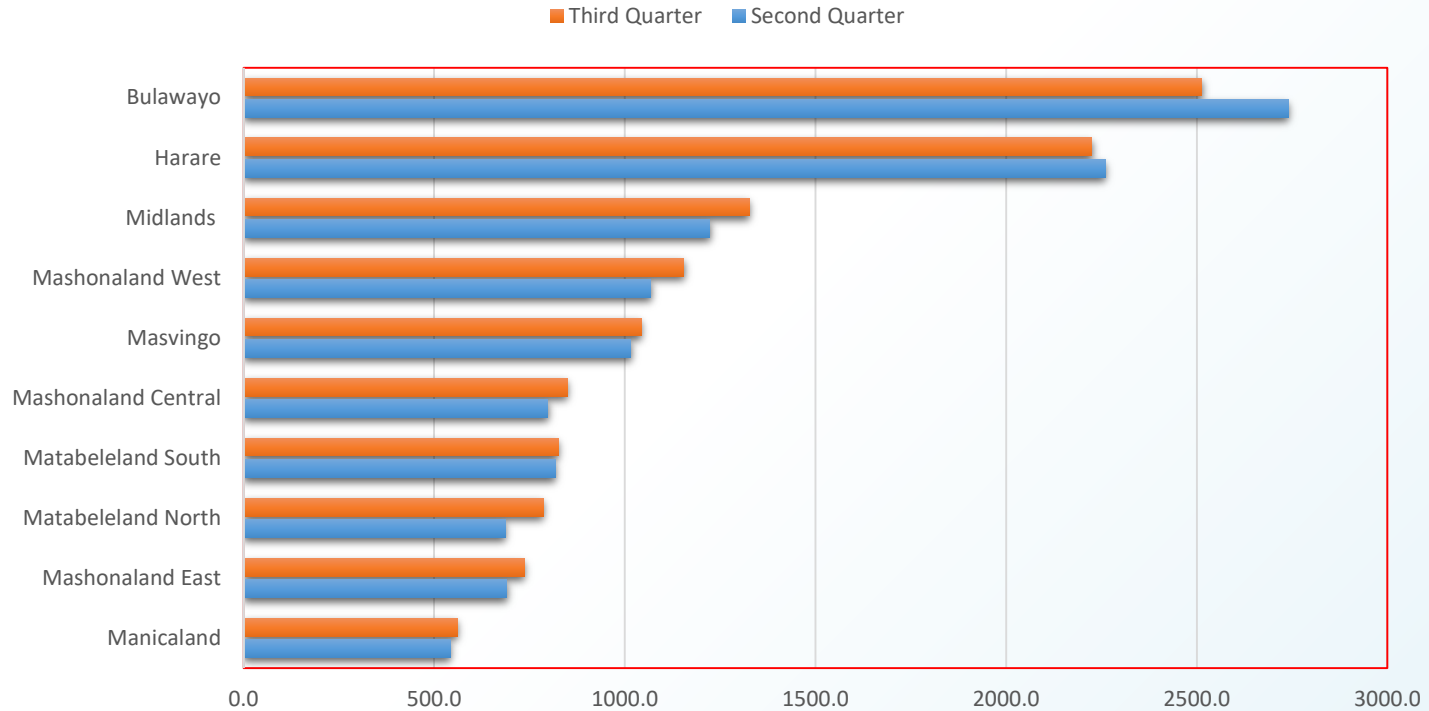
The national crime rate was 1,201.8 crimes per 100,000 people, an uptick from 1,172.9 per 100,000 observed in the previous quarter.

Offences Recorded in 3rd Quarter 2023 by Type

	Number of Offences	Crime Rate /100,000 population
Acts against public safety and state security	65,173	429.4
Acts against property only	49,539	326.4
Acts leading to harm or intending to cause harm to the person	36,863	242.9
Acts against public order, authority and provisions of the State	8,721	57.5
Other criminal acts not elsewhere classified	7,668	50.5
Acts involving controlled psychoactive substances or other drugs	3,820	25.2
Acts involving fraud, deception or corruption	3,237	21.3
Acts against property involving violence or threat against a person	2,902	19.1
Injurious acts of a sexual nature	2,737	18
Acts leading to death or intending to cause death	1,098	7.2
Acts against the natural environment	669	4.4

There were 65,173 offences committed in the 'Public safety and state security' category, constituting a crime rate of 429.4 per 100,000 population.

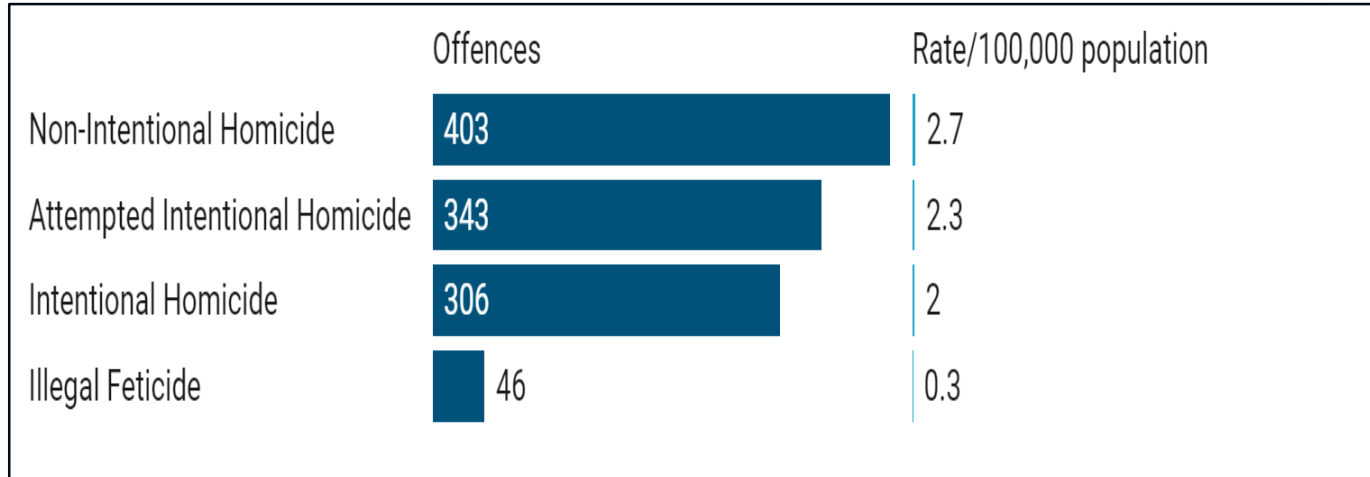
Crime Rate by Province – 2nd and 3rd Quarter 2023 per 100,000 Population



The above graph shows that across the non-metropolitan provinces, there was an uptick in crime rates between the second and the third quarter.

Detailed List of Committed Offences

Acts leading to death or intending to cause death



There were 306 cases of intentional homicide recorded in the second quarter of 2023, reflecting a rate of 2 offences per 100,000 population.

Acts causing harm or intending to cause harm to the person

	Offences	Rate/100,000 population
Assaults and Threats	25,749	169.6
Dangerous Acts	9,227	60.8
Negligence	1,464	9.6
Defamation or insult	176	1.2
Acts Against Liberty	113	0.7
Coercion	107	0.7
Acts intended to induce fear or emotional distress	17	0.1
Discrimination	5	0
Acts that trespass against the person	3	0
Trafficking persons	2	0

Assaults and threats category was the most frequent 'Act causing harm or intending to cause harm to the person'. The rate for assaults and threats stood at 169.6 per 100,000 population.

Acts against property

	Offences	Rate per 100,000 population
Theft	34,634	228.2
Burglary	9,972	65.7
Property damage	4,238	27.9
Robbery	2,902	19.1
Other acts against property only	695	4.6
Intellectual property offences	0	0

There were 34,634 cases of theft recorded in the third quarter indicating a rate of 228.2 per 100,000 population .

Acts involving controlled drugs or other psychoactive substances

	Offences	Rate per 100,000 population
Unlawful acts involving alcohol, tobacco or other controlled substances	2,430	16
Unlawful acts involving controlled drugs or precursors	1,374	9.1
Other acts involving controlled drugs or other psychoactive substances	16	0.1

The 'unlawful acts involving alcohol, tobacco or other controlled substances' category was the most prevalent 'act involving controlled drugs or other psychoactive substances'.

Acts involving fraud, deception or corruption

	Offences	Rate per 100,000 population
Fraud	3,143	20.7
Corruption	49	0.3
Forgery/counterfeiting	41	0.3
Acts involving the proceeds of crime	4	0

There were 3,143 cases of fraud and 49 cases of corruption recorded indicating crime rates of 20.7 and 0.3 per 100,000 population, respectively.

Acts against public order, authority and provisions of the State

	Offences	Rate per 100,000 population
Other acts against public order, authority and provisions of the State	3,290	21.7
Acts against public order behavioural standards	2,895	19.1
Acts contrary to public revenue or regulatory provisions	1,533	10.1
Acts against the justice system	790	5.2
Acts related to migration	186	1.2
Acts against public order sexual standards	27	0.2
Acts contrary to labour law	0	0

The number of offences recorded under 'Other acts against public order, authority and provisions of the State' was 3,290, translating to a crime rate of 21.7 per 100,000 population.

Acts against public safety and state security

	Offences	Rate per 100,000 population
Non-injurious traffic violations	64,886	427.5
Acts involving weapons, explosives and other destructive materials	184	1.2
Acts against computer systems	80	0.5
Acts against state security	23	0.2
Terrorism	0	0

During the 2023 third quarter, 64,886 cases of non-injurious traffic violations were recorded resulting in a crime rate of 427.5 per 100,000 population.

Other Criminal Acts

	Offences	Rate per 100,000 population
Other criminal acts not elsewhere classified	7,662	50.5
Sexual violence	2,736	18
Acts that result in the depletion or degradation of natural resources	422	2.8
Trade or possession of protected or prohibited species of fauna and flora	247	1.6
Acts contrary to youth regulations and acts on minors	6	0
Sexual exploitation	1	0

There were 2,736 cases of sexual violence recorded in the third quarter of 2023, representing a crime rate of 18 per 100,000 population.

I THANK YOU

The background features several wavy, horizontal lines composed of small, light blue dots. These lines are arranged in a pattern that resembles a sine wave, with the dots being more densely packed in some areas and more sparse in others, creating a sense of movement and depth. The overall aesthetic is clean and modern.