


**2023 THIRD  
QUARTER  
CRIME  
STATISTICS  
REPORT**



## Table of Contents

|  |     |
|--|-----|
| List of Tables.....  | ii  |
| Acronyms and Abbreviations.....  | iii |
| Preface .....  | v   |
| 1.0 Introduction .....   | 6   |
| 1.1 Trends in Police Recorded Crime .....  | 7   |
| Appendix 1: Correspondence Table between the United Nations International Classification of Crime for Statistical Purposes (ICCS) and the National Crime Classification used by the Zimbabwe Republic Police ..... | 14  |

**List of Tables**

Table 1: Police Recorded Crime by Type of Offence, Third Quarter 2023 ..... 9  
Table 2: Police Recorded Crime by Province, Third Quarter 2023 ..... 10  
Table 3: Police Recorded Crime by Persons Charged, Type of Offence and Sex, Third  
Quarter 2023 ..... 11  
Table 4: Detailed List of Police Recorded Crime by Type of Offence, Third Quarter 2023  
..... 12

## **Acronyms and Abbreviations**

|         |  |
|---------|--|
| CJSS    | Criminal Justice Statistics System                             |
| ICCS    | International Classification of Crime for Statistical Purposes |
| NSS     | National Statistical System                                    |
| SDGs    | Sustainable Development Goals                                  |
| UN      | United Nations   |
| UNODC   | United Nations Office on Drugs and Crime                       |
| ZIMSTAT | Zimbabwe National Statistics Agency                            |
| ZRP     | Zimbabwe Republic Police                                       |

The 2023 3<sup>rd</sup> Quarter Crime Statistics Report is produced by the Zimbabwe National Statistics Agency (ZIMSTAT).

Additional information about the report may be obtained from:

E-mail: [pr@zimstat.co.zw](mailto:pr@zimstat.co.zw);

Website: <http://www.zimstat.co.zw>;

twitter: @zimstat;

Telephone: (263) 242706681-8

Recommended Citation:

Zimbabwe National Statistics Agency (ZIMSTAT)

2023 Third Quarter Crime Statistics Report

## **Preface**

The Zimbabwean community has of late experienced more incidences of crime that include theft, robbery, sexual offences, drug-related crimes and murder. Such vices leave society entangled with emotional, psychological and physical damage. In addition, acts of crime may result in tensions within families, financial losses, expenditures on private deterrence, mental disorders and loss of life. At Government level, expenditures associated with law enforcement and criminal justice are incurred at the expense of social service delivery.

To this end, the production of crime statistics informs policy development and planning in the criminal justice system. Further, crime statistics expose crime trends in communities thereby enabling law enforcement arms to develop strategic interventions to curtail growth in crime rates.

The information contained in this publication is based on data collected from the Zimbabwe Republic Police (ZRP) Crime Report and Disposal System. The crime statistics herein are aggregated based on the United Nations International Classification of Crime for Statistical Purposes (ICCS) adopted in 2016.

The ICCS provides a framework for the systematic production and comparison of statistical data across different criminal justice institutions and jurisdictions. We acknowledge that the information on crime presented in this publication is not exhaustive due to limitations on recorded data.

I would like to take this opportunity to extend my appreciation to our technical partners, the ZRP for the provision of data and to the United Nations Office on Drugs and Crime (UNODC) for guidance in the use of the ICCS.

Mationesa Phiri

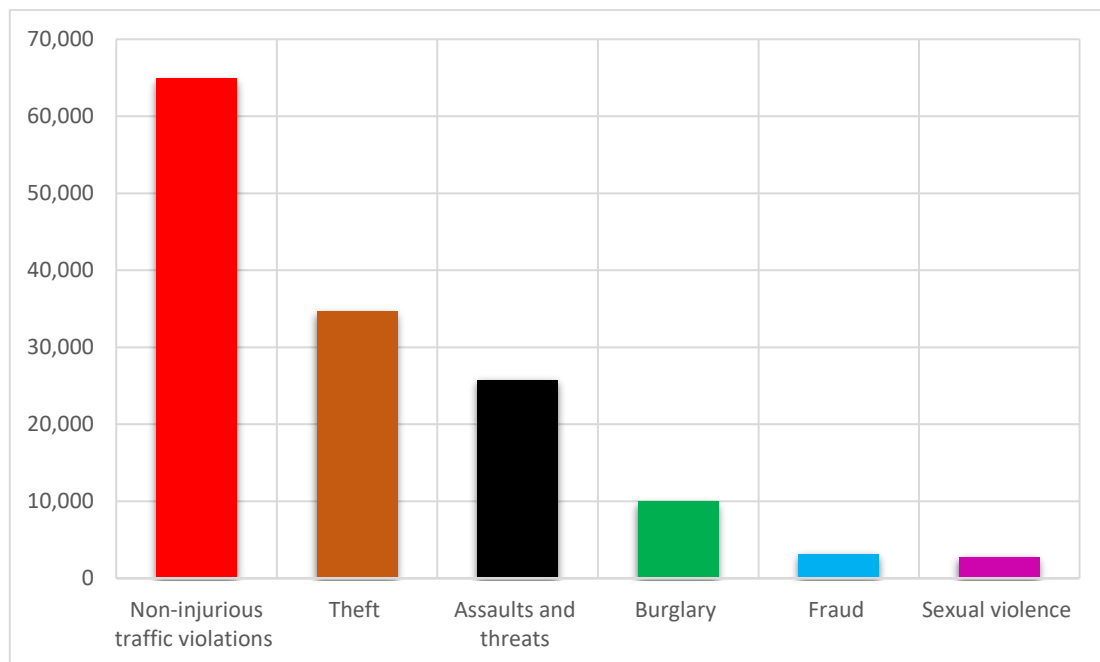
**ACTING DIRECTOR-GENERAL**

## 1.0 Introduction

ZIMSTAT publishes statistics on levels and trends of crime in Zimbabwe based on police-recorded crime data, collected on a monthly basis. Recorded crime figures exclude crimes that have not been reported to the police or incidents that the police decide not to record as crimes.

### Highlights of Reported Crimes

*Figure 1* shows highlights of offences reported during the third quarter of 2023.

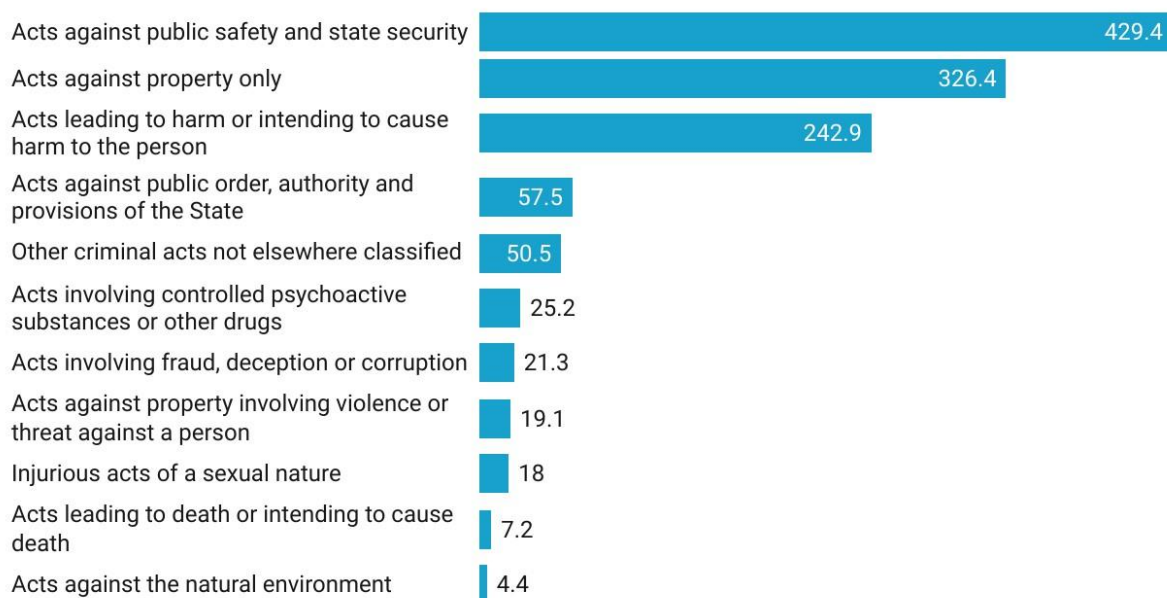


*Figure 1: Highlights of Offences Committed in the Third Quarter of 2023*

## 1.1 Trends in Police Recorded Crime

The police recorded 182,427 offences over the period from July to September 2023. This represents a 2.5 percent increase from 178,031 offences recorded in the second quarter.

The national crime rate was 1,201.8 crimes per 100,000 people, an uptick from 1,172.9 per 100,000 observed in the previous quarter. (*Table 1*). This implies that for every 100,000 people, 1,202 crimes were recorded. Further, *Figure 2.1* depicts the different crime rates per 100,000 population for the different offences. The crime rate for offences committed against public order and state security was 429.4 per 100,000 population, and this was an increase from 373.8 per 100,000 recorded in the second quarter of 2023.



*Figure 2.1: Crime Rates among the Different Types of Offences*

Vulnerability to crime varies by province as shown in *Table 2*. In Bulawayo, Harare and Midlands Provinces, vulnerability to crime was above the national average. The crime rate in Bulawayo Province more than doubled the national crime rate, at 2,7512.5 per 100,000 people against the national average of 1,201.8.



Of the 182,427 cases recorded in the third quarter of 2023, crimes against *public safety and state security* were the most common with 65,173 cases being recorded. The second most common type of crime recorded was *Acts against property only*, with 49,539 cases. *Acts leading to harm or intending to cause harm to the person* were 36,863.

The total number of persons charged by the police for all offences was 125,433, of which 88 percent were male, (*Table 3*). The rate for charged persons for all offences increased to 826.4 per 100,000 people from 802.1 in the previous quarter. The rate at which males were charged was 1,518.6 persons per 100,000 males, while it was 186.8 for females, using the same weight.

**Table 1: Police Recorded Crime by Type of Offence, Third Quarter 2023**

|   | Offences reported |                                |
|---|-------------------|--------------------------------|
|   | Number            | Rate ( per 100,000 population) |
| 3 <sup>rd</sup> Quarter 2022  | 196,593           | 1295.2                         |
| 4 <sup>th</sup> Quarter 2022  | 216,927           | 1,429.1                        |
| 1 <sup>st</sup> Quarter 2023  | 206,300           | 1,359.1                        |
| 2 <sup>nd</sup> Quarter 2023  | 178,031           | 1,172.9                        |
| <b>3<sup>rd</sup> Quarter 2023</b>                                  | <b>182,427</b>    | <b>1,201.8</b>                 |
| Acts leading to death or intending to cause death                   | 1,098             | 7.2                            |
| Acts leading to harm or intending to cause harm to the person       | 36,863            | 242.9                          |
| Injurious acts of a sexual nature                                   | 2,737             | 18.0                           |
| Acts against property involving violence or threat against a person | 2,902             | 19.1                           |
| Acts against property only  | 49,539            | 326.4                          |
| Acts involving controlled psychoactive substances or other drugs    | 3,820             | 25.2                           |
| Acts involving fraud, deception or corruption                       | 3,237             | 21.3                           |
| Acts against public order, authority and provisions of the State    | 8,721             | 57.5                           |
| Acts against public safety and state security                       | 65,173            | 429.4                          |
| Acts against the natural environment                                | 669               | 4.4                            |
| Other criminal acts not elsewhere classified                        | 7,668             | 50.5                           |

**Table 2: Police Recorded Crime by Province, Third Quarter 2023**

|                                    | Offences reported                                 |   |                                   |   |                            |  |   |  |   |                                      |  | Total          | Rate (per 100,000 population) |
|------------------------------------|---|---|-----------------------------------|---|----------------------------|--|---|--|---|--------------------------------------|--|----------------|-------------------------------|
|                                    | Acts leading to death or intending to cause death | Acts leading to harm or intending to cause harm to the person | Injurious acts of a sexual nature | Acts against property involving violence or threat against a person | Acts against property only | Acts involving controlled psychoactive substances or other drugs | Acts involving fraud, deception or corruption | Acts against public order, authority and provisions of the State | Acts against public safety and state security | Acts against the natural environment | Other criminal acts not elsewhere classified |                |                               |
| 3 <sup>rd</sup> Quarter 2022       | 958   | 33,789  | 2,684                             | 2,709   | 47,999                     | 3,760  | 2,976   | 7,118  | 82,627  | 779                                  | 11,194                                       | 196,593        | 1,295.2                       |
| 4 <sup>th</sup> Quarter 2022       | 1,072   | 39,732  | 3,177                             | 2,722   | 50,439                     | 6,697  | 3,050   | 10,399   | 89,775  | 724                                  | 9,140  | 216,927        | 1,429.1                       |
| 1 <sup>st</sup> Quarter 2023       | 885   | 37,562  | 3,151                             | 2,794   | 52,575                     | 6,885  | 2,888   | 11,793   | 78,864  | 713                                  | 8,190  | 206,300        | 1,359.1                       |
| 2 <sup>nd</sup> Quarter 2023       | 1,010   | 38,121  | 2,662                             | 2,992   | 49,515                     | 4,338  | 2,895   | 8,066  | 56,734  | 752                                  | 10,946                                       | 178,031        | 1,172.9                       |
| <b>3<sup>rd</sup> Quarter 2023</b> | <b>1,098</b>                                      | <b>36,863</b>   | <b>2,737</b>                      | <b>2,902</b>  | <b>49,539</b>              | <b>3,820</b>   | <b>3,237</b>                                  | <b>8,721</b>   | <b>65,173</b>                                 | <b>669</b>                           | <b>7,668</b>                                 | <b>182,427</b> | <b>1,201.8</b>                |
| Bulawayo                           | 64  | 1,934   | 148                               | 386   | 3,562                      | 1,195  | 258   | 1,330  | 6,723   | 19                                   | 1,112  | 16,731         | 2,512.5                       |
| Manicaland                         | 102   | 2,624   | 311                               | 136   | 4,255                      | 95   | 193   | 355  | 3,010   | 44                                   | 305  | 11,430         | 560.9                         |
| Mashonaland Central                | 79  | 2,052   | 207                               | 160   | 2,810                      | 98   | 103   | 351  | 5,536   | 86                                   | 272  | 11,754         | 848.7                         |
| Mashonaland East                   | 90  | 2,009   | 326                               | 168   | 3,107                      | 98   | 137   | 361  | 5,986   | 59                                   | 409  | 12,750         | 736.5                         |
| Mashonaland West                   | 118   | 3,344   | 386                               | 353   | 4,757                      | 134  | 189   | 420  | 11,674  | 144                                  | 358  | 21,877         | 1,155.4                       |
| Matabeleland North                 | 74  | 1,086   | 146                               | 76  | 1,311                      | 320  | 69  | 500  | 2,685   | 46                                   | 200  | 6,513          | 786.9                         |
| Matabeleland South                 | 112   | 1,005   | 138                               | 165   | 1,524                      | 394  | 50  | 656  | 1,683   | 74                                   | 475  | 6,276          | 825.4                         |
| Midlands                           | 153   | 4,266   | 292                               | 409   | 5,003                      | 378  | 378   | 603  | 10,677  | 74                                   | 1,790  | 24,023         | 1,325.9                       |
| Masvingo                           | 106   | 1,641   | 231                               | 174   | 2,786                      | 130  | 223   | 2,222  | 8,768   | 104                                  | 692  | 17,077         | 1,042.2                       |
| Harare                             | 200   | 16,902  | 552                               | 875   | 20,424                     | 978  | 1,637   | 1,923  | 8,431   | 19                                   | 2,055  | 53,996         | 2,224.6                       |

**Table 3: Police Recorded Crime by Persons Charged, Type of Offence and Sex, Third Quarter 2023**

|   | Persons Charged |                                |         |                                |        |                                |
|---|-----------------|--------------------------------|---------|--------------------------------|--------|--------------------------------|
|   | Total           |                                | Male    |                                | Female |                                |
|   | Number          | Rate ( per 100,000 population) | Number  | Rate ( per 100,000 population) | Number | Rate ( per 100,000 population) |
| 3 <sup>rd</sup> Quarter 2022  | 145,330         | 957.5                          | 130,085 | 1,784.6                        | 15,245 | 193.2                          |
| 4 <sup>th</sup> Quarter 2022  | 160,520         | 1,057.5                        | 142,867 | 1,959.9                        | 17,653 | 223.8                          |
| 1 <sup>st</sup> Quarter 2023  | 147,526         | 971.9                          | 131,230 | 1,800.3                        | 16,296 | 206.6                          |
| 2 <sup>nd</sup> Quarter 2023  | 121,742         | 802.1                          | 107,967 | 1,481.2                        | 13,775 | 174.6                          |
| <b>3<sup>rd</sup> Quarter 2023</b>                                  | 125,433         | 826.4                          | 110,696 | 1,518.6                        | 14,737 | 186.8                          |
| Acts leading to death or intending to cause death                   | 884             | 5.8                            | 817     | 11.2                           | 67     | 0.8                            |
| Acts leading to harm or intending to cause harm to the person       | 22,720          | 149.7                          | 19,910  | 273.1                          | 2,810  | 35.6                           |
| Injurious acts of a sexual nature                                   | 1,802           | 11.9                           | 1,764   | 24.2                           | 38     | 0.5                            |
| Acts against property involving violence or threat against a person | 649             | 4.3                            | 624     | 8.6                            | 25     | 0.3                            |
| Acts against property only  | 13,854          | 91.3                           | 12,554  | 172.2                          | 1,300  | 16.5                           |
| Acts involving controlled psychoactive substances or other drugs    | 3,925           | 25.9                           | 3,415   | 46.8                           | 510    | 6.5                            |
| Acts involving fraud, deception or corruption                       | 1,588           | 10.5                           | 1,406   | 19.3                           | 182    | 2.3                            |
| Acts against public order, authority and provisions of the State    | 8,806           | 58.0                           | 6,412   | 88.0                           | 2,394  | 30.3                           |
| Acts against public safety and state security                       | 63,442          | 418.0                          | 57,439  | 788.0                          | 6,003  | 76.1                           |
| Acts against the natural environment                                | 721             | 4.8                            | 710     | 9.7                            | 11     | 0.1                            |
| Other criminal acts not elsewhere classified                        | 7,042           | 46.4                           | 5,645   | 77.4                           | 1,397  | 17.7                           |

**Table 4: Detailed List of Police Recorded Crime by Type of Offence, Third Quarter 2023**

| Type of Offence  | Offences Reported |                                |
|--|-------------------|--------------------------------|
|  | Number            | Rate ( per 100,000 population) |
| <b>Acts leading to death or intending to cause death</b>                   | <b>1,098</b>      | <b>7.2</b>                     |
| Intentional homicide   | 306               | 2.0                            |
| Attempted intentional homicide   | 343               | 2.3                            |
| Non-intentional homicide   | 403               | 2.7                            |
| Assisting or instigating suicide   | 0                 | 0.0                            |
| Illegal feticide   | 46                | 0.3                            |
| Other acts leading to death or intending to cause death                    | 0                 | 0.0                            |
| <b>Acts causing harm or intending to cause harm to the person</b>          | <b>36,863</b>     | <b>242.9</b>                   |
| Assaults and threats   | 25,749            | 169.6                          |
| Acts against liberty   | 113               | 0.7                            |
| Trafficking in persons (TIP)   | 2                 | 0.0                            |
| Coercion   | 107               | 0.7                            |
| Negligence   | 1,464             | 9.6                            |
| Dangerous acts   | 9,227             | 60.8                           |
| Acts intended to induce fear or emotional distress                         | 17                | 0.1                            |
| Defamation or insult   | 176               | 1.2                            |
| Discrimination   | 5                 | 0.0                            |
| Acts that trespass against the person                                      | 3                 | 0.0                            |
| <b>Injurious acts of a sexual nature</b>                                   | <b>2,737</b>      | <b>18.0</b>                    |
| Sexual violence  | 2,736             | 18.0                           |
| Sexual exploitation  | 1                 | 0.0                            |
| <b>Acts against property involving violence or threat against a person</b> | <b>2,902</b>      | <b>19.1</b>                    |
| Robbery  | 2,902             | 19.1                           |
| <b>Acts against property only</b>  | <b>49,539</b>     | <b>326.4</b>                   |
| Burglary   | 9,972             | 65.7                           |
| Theft  | 34,634            | 228.2                          |
| Intellectual property offences   | 0                 | 0.0                            |
| Property damage  | 4,238             | 27.9                           |
| Other acts against property only   | 695               | 4.6                            |
| <b>Acts involving controlled drugs or other psychoactive substances</b>    | <b>3,820</b>      | <b>25.2</b>                    |
| Unlawful acts involving controlled drugs or precursors                     | 1,374             | 9.1                            |
| Unlawful acts involving alcohol, tobacco or other controlled substances    | 2,430             | 16.0                           |
| Other acts involving controlled drugs or other psychoactive substances     | 16                | 0.1                            |

**Table 4: (Continued) Detailed List of Police Recorded Crime by Type of Offence, Third Quarter 2023**

| Type of Offence   | Offences Reported |                                |
|---|-------------------|--------------------------------|
|   | Number            | Rate ( per 100,000 population) |
| <b>Acts involving fraud, deception or corruption</b>                      | <b>3,237</b>      | <b>21.3</b>                    |
| Fraud   | 3,143             | 20.7                           |
| Forgery/counterfeiting  | 41                | 0.3                            |
| Corruption  | 49                | 0.3                            |
| Acts involving the proceeds of crime                                      | 4                 | 0.0                            |
| <b>Acts against public order, authority and provisions of the State</b>   | <b>8,721</b>      | <b>57.5</b>                    |
| Acts against public order behavioural standards                           | 2,895             | 19.1                           |
| Acts against public order sexual standards                                | 27                | 0.2                            |
| Acts contrary to public revenue or regulatory provisions                  | 1,533             | 10.1                           |
| Acts related to migration   | 186               | 1.2                            |
| Acts against the justice system   | 790               | 5.2                            |
| Acts contrary to labour law   | 0                 | 0.0                            |
| Other acts against public order, authority and provisions of the State    | 3,290             | 21.7                           |
| <b>Acts against public safety and state security</b>                      | <b>65,173</b>     | <b>429.4</b>                   |
| Acts involving weapons, explosives and other destructive materials        | 184               | 1.2                            |
| Acts against computer systems   | 80                | 0.5                            |
| Acts against state security   | 23                | 0.2                            |
| Terrorism   | 0                 | 0.0                            |
| Non-injurious traffic violations  | <b>64,886</b>     | <b>427.5</b>                   |
| <b>Acts against the natural environment</b>                               | <b>669</b>        | <b>4.4</b>                     |
| Trade or possession of protected or prohibited species of fauna and flora | 247               | 1.6                            |
| Acts that result in the depletion or degradation of natural resources     | 422               | 2.8                            |
| <b>Other criminal acts not elsewhere classified</b>                       | <b>7,668</b>      | <b>50.5</b>                    |
| Acts contrary to youth regulations and acts on minors                     | 6                 | 0.0                            |
| Other criminal acts not elsewhere classified                              | 7,662             | 50.5                           |

**Appendix 1: Correspondence Table between the United Nations International Classification of Crime for Statistical Purposes (ICCS) and the National Crime Classification used by the Zimbabwe Republic Police**

| International Classification of Crime for Statistical Purposes                        |  | ZRP Crime Code                      |
|---|--|-------------------------------------|
| <i>Section 01 Acts leading to death or intending to cause death</i>                   |  |                                     |
| 0101  | Intentional homicide   | 402: 409-12                         |
| 0102  | Attempted intentional homicide                                   | 413-14                              |
| 0103  | Non-intentional homicide   | 403                                 |
| 0104  | Assisting or instigating suicide                                 | 404                                 |
| 0105  | Euthanasia   |                                     |
| 0106  | Illegal feticide   | 405-6                               |
| 0107  | Unlawful killing associated with armed conflict                  |                                     |
| 0109  | Other acts leading to death or intending to cause death          |                                     |
| <i>Section 02 Acts causing harm or intending to cause harm to the person</i>          |  |                                     |
| 0201  | Assaults and threats   | 301-3:305-8:11701-11712:11103       |
| 0202  | Acts against liberty   | 1014-1017:6806-6809:6803-6805:11101 |
| 0203  | Slavery and exploitation   |                                     |
| 0204  | Trafficking in persons (TIP)                                     | 6901-6912                           |
| 0205  | Coercion   | 932,933                             |
| 0206  | Negligence   | 1001,1002:14004:407                 |
| 0207  | Dangerous acts   | 808-811:14003:14007:14005:14006     |
| 0208  | Acts intended to induce fear or emotional distress               | 10528                               |
| 0209  | Defamation or insult   | 6810-6813                           |
| 0210  | Discrimination   | 10525                               |
| 0211  | Acts that trespass against the person                            | 2401-02                             |
| 0219  | Other acts causing harm or intending to cause harm to the person |                                     |
| <i>Section 03 Injurious acts of a sexual nature</i>                                   |  |                                     |
| 0301  | Sexual violence  | 501-504:601-604:701-711             |
| 0302  | Sexual exploitation  | 902-907: 909-915:                   |
| 0309  | Other injurious acts of a sexual nature                          |                                     |
| <i>Section 04 Acts against property involving violence or threat against a person</i> |  |                                     |

|  |   |  |
|--|---|--|
| 0401   | Robbery   | 2201-2212                              |
| 0409   | Other acts against property involving violence                          |  |
| <i>Section 05 Acts against property only</i>                                       |   |  |
| 0501   | Burglary  | 1413-17:1432-33                        |
| 0502   | Theft   | 1401-1412:1430-31: 1610-1617: 1434-37  |
| 0503   | Intellectual property offences  | 4103                                   |
| 0504   | Property damage   | 1418-20: 11102                         |
| 0509   | Other acts against property only  | 10530                                  |
| <i>Section 06 Acts involving controlled drugs or other psychoactive substances</i> |   |  |
| 0601   | Unlawful acts involving controlled drugs or precursors                  | 6711-50                                |
| 0602   | Unlawful acts involving alcohol, tobacco or other controlled substances | 4013: 4016-18                          |
| 0609   | Other acts involving controlled drugs or other psychoactive substances  | 4006                                   |
| <i>Section 07 Acts involving fraud, deception or corruption</i>                    |   |  |
| 0701   | Fraud   | 1201                                   |
| 0702   | Forgery/counterfeiting  | 1202-3                                 |
| 0703   | Corruption  | 12901-5                                |
| 0704   | Acts involving the proceeds of crime                                    | 1204-5                                 |
| 0709   | Other acts involving fraud, deception or corruption                     |  |
| <i>Section 08 Acts against public order, authority and provisions of the State</i> |   |  |
| 0801   | Acts against public order behavioural standards                         | 10519-21:10524:10527:10529             |
| 0802   | Acts against public order sexual standards                              | 802-805:901,908, 2518                  |
| 0803   | Acts related to freedom of expression or control of expression          |  |
| 0804   | Acts contrary to public revenue or regulatory provisions                | 4004-5: 4015: 4007:4002: 4101: 4102    |
| 0805   | Acts related to migration   | 4014                                   |
| 0806   | Acts against the justice system   | 12801: 12082: 12083: 12804: 801: 10523 |
| 0807   | Acts related to democratic elections                                    |  |
| 0808   | Acts contrary to labour law   |  |
| 0809   | Other acts against public order, authority and provisions of the State  | 10510-14: 4020:4019: 4029              |



|   |   |  |
|---|---|--|
| <i>Section 09 Acts against public safety and state security</i> |   |  |
| 0901  | Acts involving weapons, explosives and other destructive materials        | 4008-10: 2507-09: 10522: 10526:11104               |
| 0902  | Acts against health and safety  |  |
| 0903  | Acts against computer systems   | 7601-7609  |
| 0904  | Acts against state security   | 2501-2503 :2512-16                                 |
| 0905  | Acts related to an organized criminal group                               |  |
| 0906  | Terrorism   | 2504-06 :2510: 2517                                |
| 0907  | Non-injurious traffic violations  | 13501-06 :14001-02 :14006: 14008-23: 14501-11      |
| 0909  | Other acts against public safety and state security                       |  |
| <i>Section 10 Acts against the natural environment</i>          |   |  |
| 1001  | Acts that cause environmental pollution or degradation                    |  |
| 1002  | Acts involving the movement or dumping of waste                           |  |
| 1003  | Trade or possession of protected or prohibited species of fauna and flora | 4021-24  |
| 1004  | Acts that result in the depletion or degradation of natural resources     | 4011: 4026: 4028: 4025:4012                        |
| 1009  | Other acts against the natural environment                                |  |
| <i>Section 11 Other criminal acts not elsewhere classified</i>  |   |  |
| 1101  | Acts under universal jurisdiction   |  |
| 1102  | Acts contrary to youth regulations and acts on minors                     | 712-13:911-13:1019-20:6804                         |
| 1109  | Other criminal acts not elsewhere classified                              | 10536:4001:4003:4030:15001:15002:15003:11105:11106 |