

**2023
SECOND
QUARTER
CRIME
STATISTICS
REPORT**

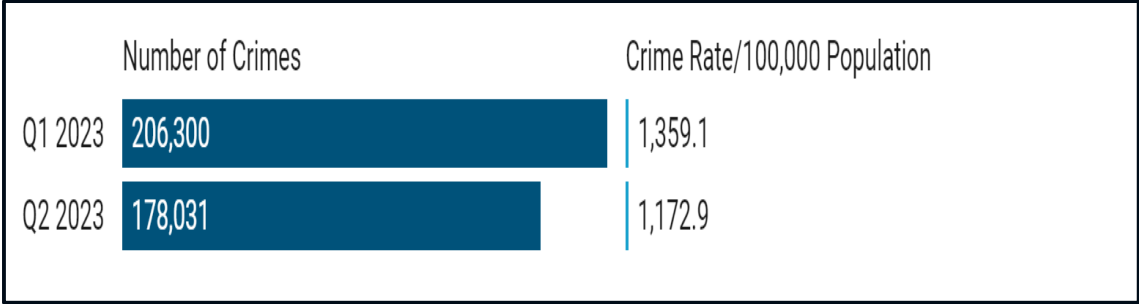


CRIME SCENE DO NOT CROSS

Introduction

1. ZIMSTAT is publishing statistics on levels and trends of crime in Zimbabwe based on police-recorded crime data, collected on a monthly basis.
2. Recorded crime figures exclude crimes that have not been reported to the police
3. The information contained here is based on data collected from the Zimbabwe Republic Police (ZRP) Crime Report and Disposal System.
4. The crimes are classified according to the United Nations International Classification of Crime for Statistical Purposes (ICCS) adopted in 2016.

National Crime Rate



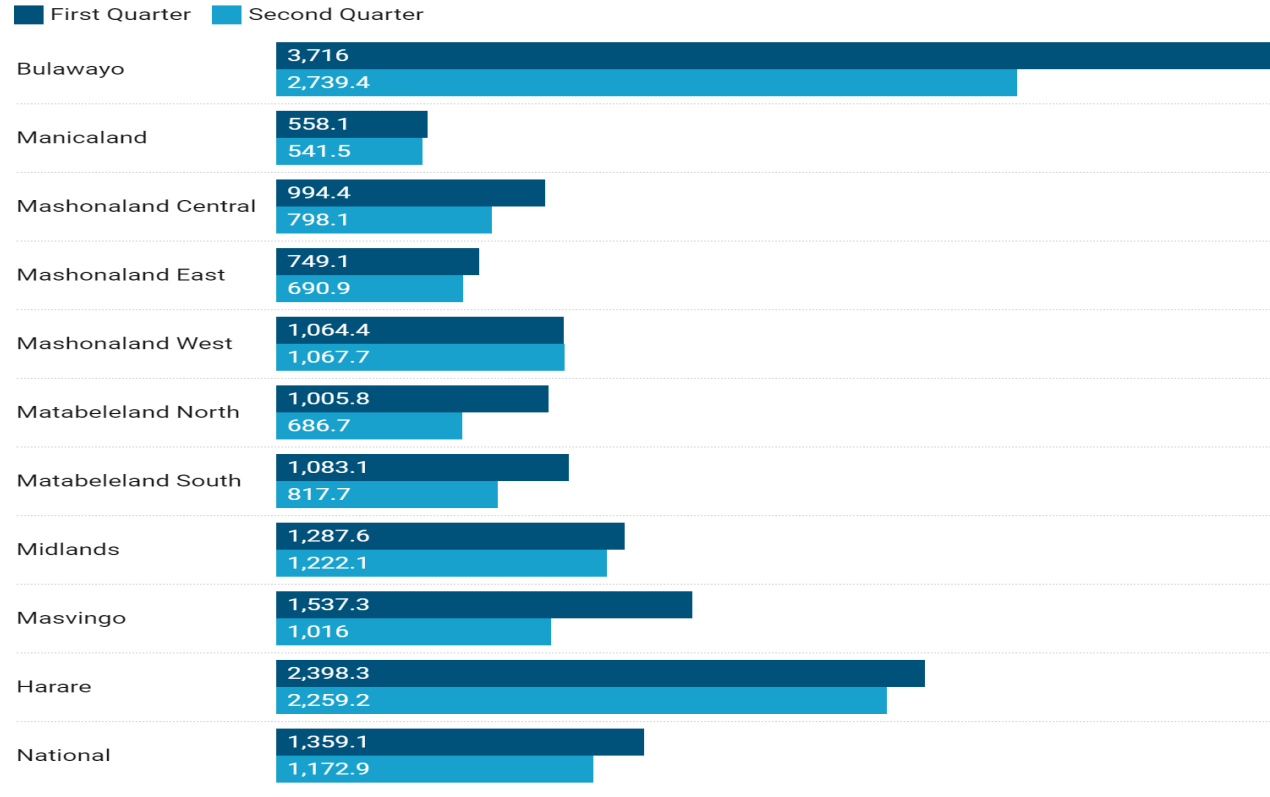
The number of recorded crimes declined by 13.7 per cent from 206,300 offences recorded in the first quarter of 2023 to 178,031 in the second quarter

Offences Recorded in 2nd Quarter 2023 by Type

	Offences	Crime Rate/100,000 Population
Acts against public safety and state security	56,734	373.8
Acts against property only	49,515	326.2
Acts leading to harm or intending to cause harm to the person	38,121	251.1
Other criminal acts not elsewhere classified	10,946	72.1
Acts against public order, authority and provisions of the State	8,066	53.1
Acts involving controlled psychoactive substances or other drugs	4,338	28.6
Acts against property involving violence or threat against a person	2,992	19.7
Acts involving fraud, deception or corruption	2,895	19.1
Injurious acts of a sexual nature	2,662	17.5
Acts leading to death or intending to cause death	1,010	6.7
Acts against the natural environment	752	5

There were 56,734 offences committed in the 'Public safety and state security' category, constituting a crime rate of 373.8 per 100,000 population.

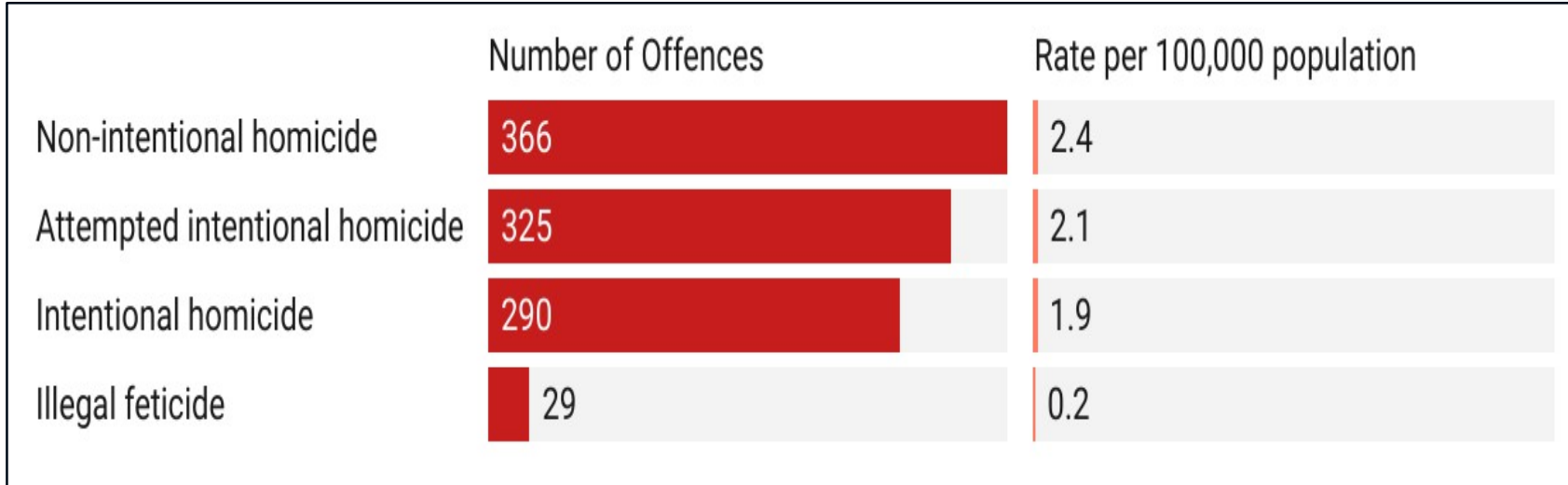
Crime Rate by Province – 1st and 2nd Quarter 2023 per 100,000 Population



The above graph shows that across all provinces, the crime rate decreased between the first and the second quarter.

Detailed List of Committed Offences

Acts leading to death or intending to cause death



There were 290 victims of intentional homicide in the second quarter of 2023, reflecting a rate of 1.9 victims per 100,000 population.

Acts causing harm or intending to cause harm to the person

	Number of Offences	Rate per 100,000 population
Assaults and threats	26,233	172.8
Dangerous acts	9,962	65.6
Negligence	1,423	9.4
Defamation or insult	206	1.4
Acts against liberty	124	0.8
Coercion	120	0.8
Acts intended to induce fear or emotional distress	33	0.2
Discrimination	12	0.1
Trafficking in persons (TIP)	4	0
Acts that trespass against the person	4	0

Assaults and threats category was the most frequent 'Act causing harm or intending to cause harm to the person'. The rate for assaults and threats stood at 172.8 per 100,000 population.

Acts against property

	Number of Offences	Rate per 100,000 population
Theft	35,295	232.5
Burglary	10,268	67.6
Property damage	3,581	23.6
Robbery	2,992	19.7
Other acts against property only	359	2.4
Intellectual property offences	12	0.1

There were 35,295 cases of theft recorded in the second quarter indicating a rate of 232.5 per 100,000 population .

Acts involving controlled drugs or other psychoactive substances

	Number of Offences	Rate per 100,000 population
Unlawful acts involving alcohol, tobacco or other controlled substances	2,617	17.2
Unlawful acts involving controlled drugs or precursors	1,680	11.1
Other acts involving controlled drugs or other psychoactive substances	41	0.3

The 'unlawful acts involving alcohol, tobacco or other controlled substances' category was the most prevalent 'act involving controlled drugs or other psychoactive substances'.

Acts involving fraud, deception or corruption

	Number of Offences	Rate per 100,000 population
Fraud	2,821	18.6
Corruption	44	0.3
Forgery/counterfeiting	28	0.2
Acts involving the proceeds of crime	2	0

There were 2,821 cases of fraud and 44 cases of corruption recorded indicating crime rates of 18.6 and 0.3 100,000 population, respectively.

Acts against public order, authority and provisions of the State

	Number of Offences	Rate per 100,000 population
Other acts against public order, authority and provisions of the State	2,877	19
Acts against public order behavioural standards	2,505	16.5
Acts contrary to public revenue or regulatory provisions	1,811	11.9
Acts against the justice system	757	5
Acts related to migration	92	0.6
Acts against public order sexual standards	23	0.2
Acts contrary to labour law	1	0

The number of offences recorded under 'Acts against public order behavioural standards' was 2,505, translating to a crime rate of 16.5 per 100,000 population.

Acts against public safety and state security

	Number of Offences	Rate per 100,000 population
Non-injurious traffic violations	56,490	372.2
Acts involving weapons, explosives and other destructive materials	206	1.4
Acts against computer systems	30	0.2
Acts against state security	8	0.1

During the 2023 second quarter, 56,490 cases of non-injurious traffic violations were recorded resulting in a crime rate of 372.2 per 100,000 population.

Other Criminal Acts

	Number of Offences	Rate per 100,000 population
Other criminal acts not elsewhere classified	10,940	72.1
Sexual violence	2,658	17.5
Acts that result in the depletion or degradation of natural resources	505	3.3
Trade or possession of protected or prohibited species of fauna and flora	247	1.6
Acts contrary to youth regulations and acts on minors	6	0
Sexual exploitation	4	0

There were 2,658 cases of sexual violence recorded in the second quarter of 2023, representing a crime rate of 17.5 per 100,000 population.

I THANK YOU



www.zimstat.co.zw



twitter @zimstat



Zimstat