

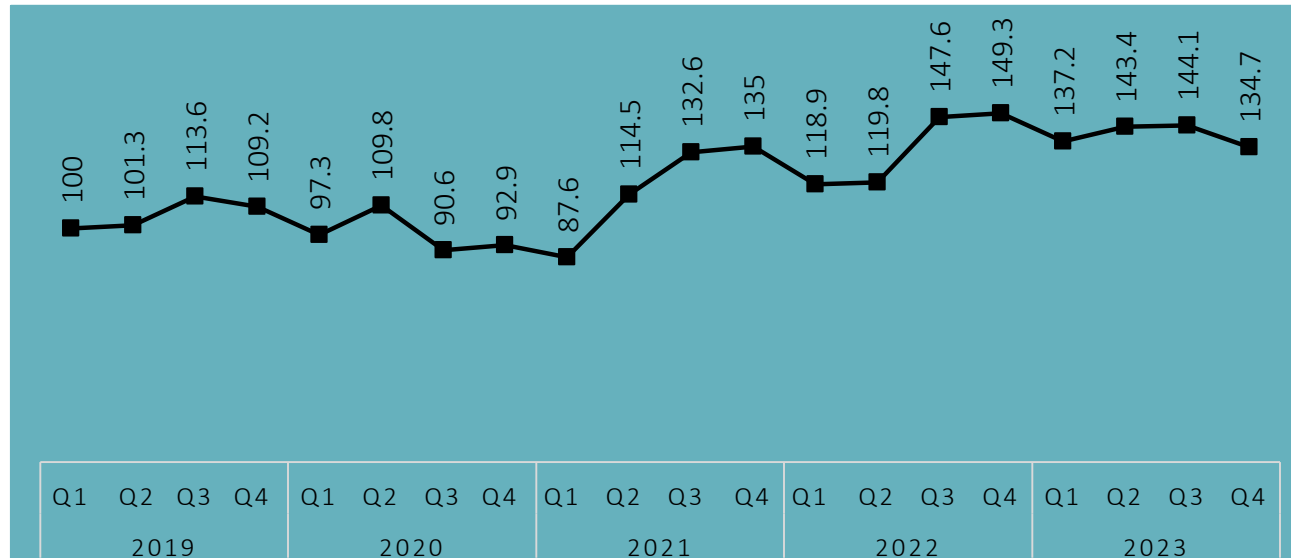
DISSEMINATION OF INDEX OF MINERAL PRODUCTION (IMP) 4th QUARTER 2023



**by
Charity Kumalo (Mrs)
Statistician**

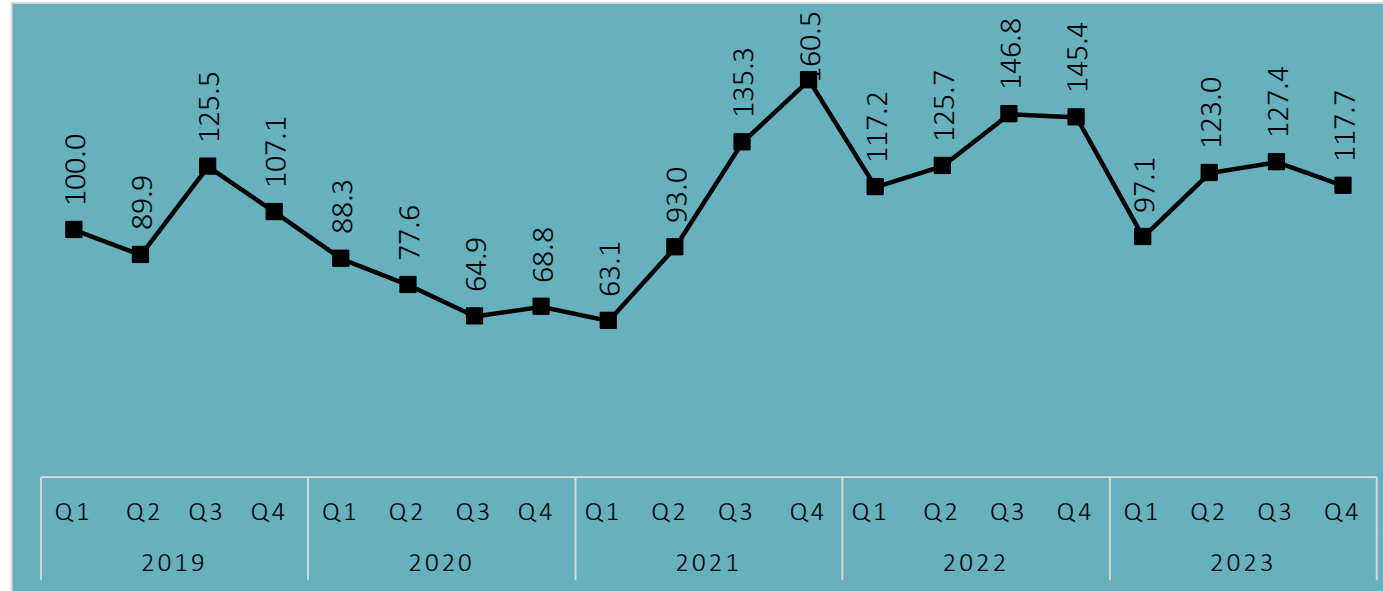


Index of Mineral Production



- The Index of Mineral Production (IMP) was revised for 2023 after receiving updated data from the supplier.
- The IMP for 4th quarter 2023 was **134.7**, reflecting a year-on-year percentage decrease of **9.8** from **149.3** in 4th quarter 2022.
- The quarter-on-quarter comparison shows a **6.5** percent decrease in the index from **144.1** recorded in 3rd quarter 2023 to **134.7** recorded in 4th quarter 2023.

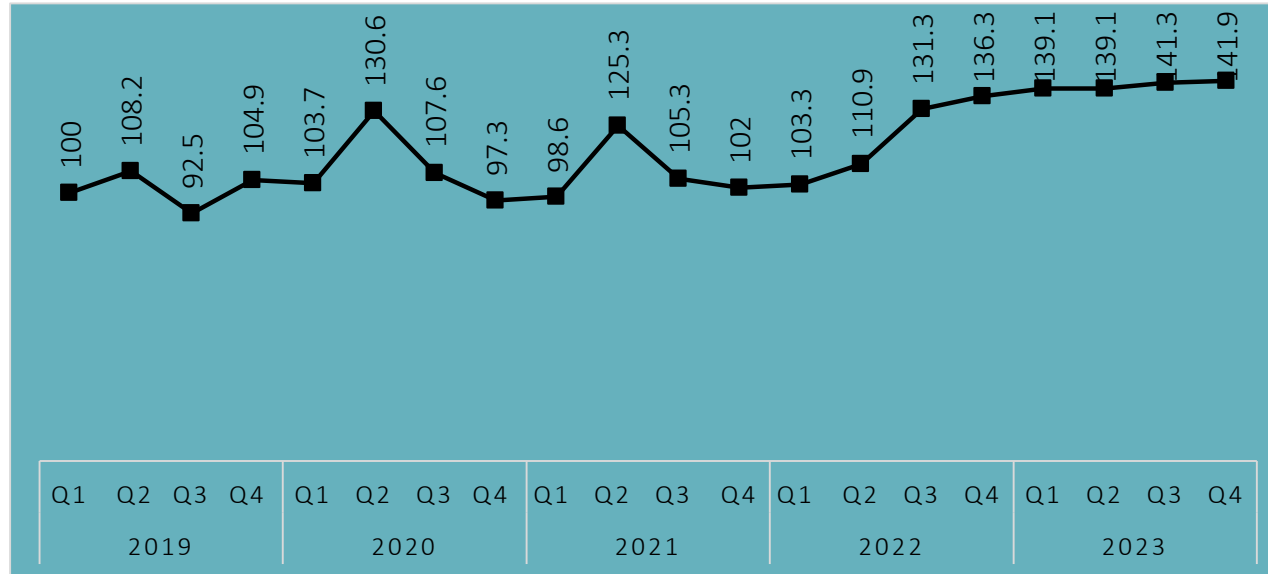
Indices of Selected Minerals: Gold



Quarter	Output (kgs)
Q4 '23	8,198
Q3 '23	8,873
Q2 '23	8,568

- The output index for gold in 4th quarter 2023 was **117.7** compared to **127.4** recorded in 3rd quarter 2023. This reflected a **7.6** quarter on quarter percentage decrease in production.
- The year-on-year comparison shows a decrease from **145.4** recorded in 4th quarter 2022 to **117.7** in the 4th quarter of 2023.
- Of the **8,198 kgs** of gold produced in 4th quarter 2023, large scale producers, small scale producers and secondary producers contributed **34%**, **59%** and **7%** respectively.

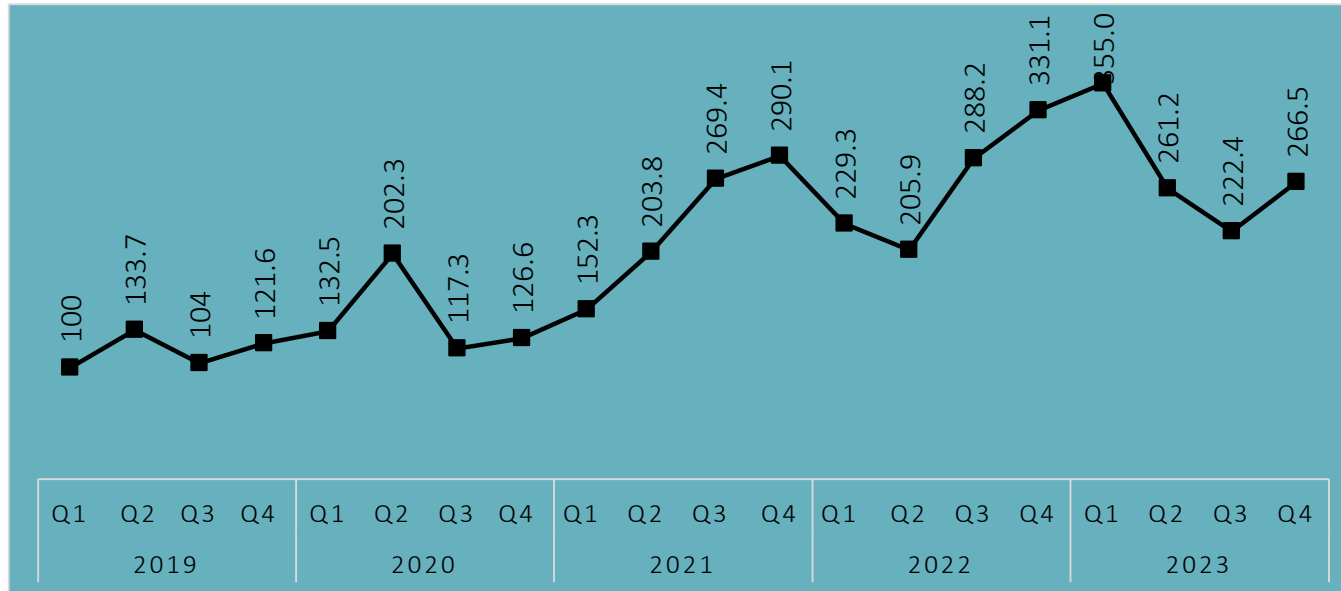
Platinum



Quarter	Output (kgs)
Q4 '23	4,848
Q3 '23	4,828
Q2 '23	4,751

- Platinum output index for 4th quarter 2023 was **141.9**.
- The year-on-year index increased by **4.1** percent from the 4th quarter 2022 value of **136.3**.
- The quarter-on-quarter index increased by **0.4** percent from **141.3** recorded in 3rd quarter 2023.

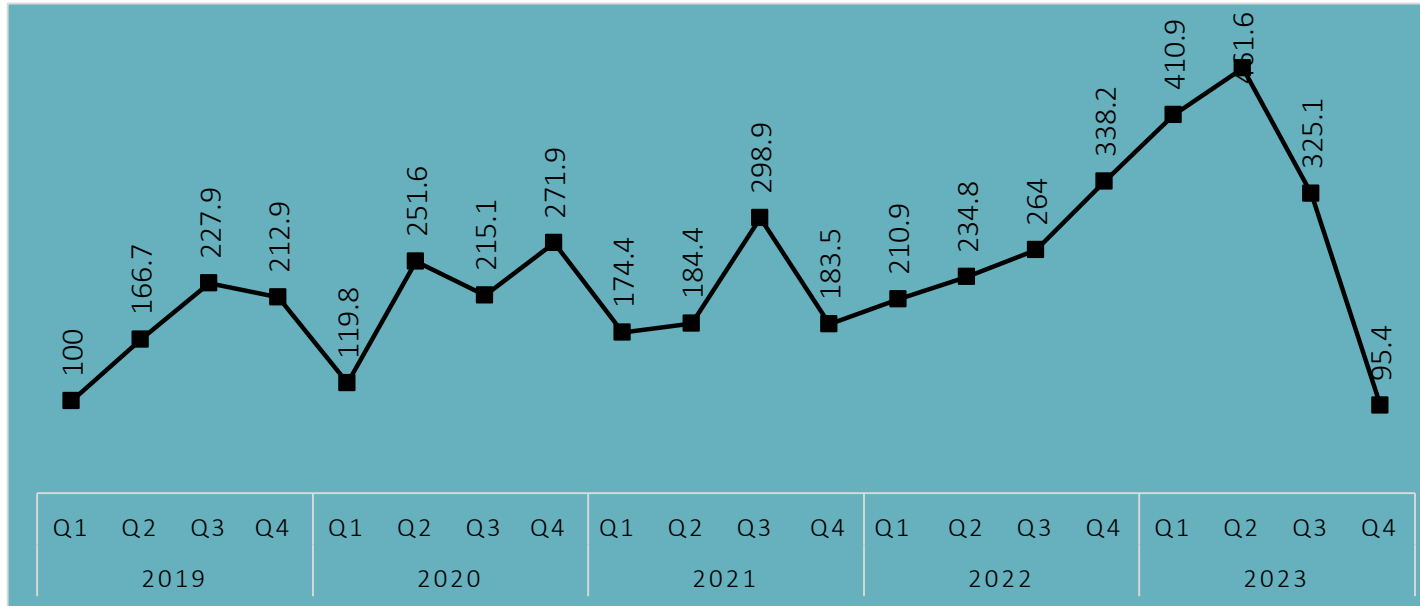
Diamond



Quarter	Output (cts)
Q4 '23	1,229,677
Q3 '23	1,026,171
Q2 '23	1,204,805

- Diamond recorded an output index of **266.5** in the 4th quarter of 2023 compared to **331.1** in 4th quarter 2022, resulting in a year-on-year percentage decrease of **19.5**.
- Quarter-on-quarter percentage increase was **19.8**.

Coal



Quarter	Output (MT)
Q4 '23	368,228
Q3 '23	1,254,418
Q2 '23	1,781,034

- Coal recorded an output index of **95.4** in 4th quarter 2023. Year-on-year index comparison reflects a percentage decrease of **78.7** from **338.2** recorded in 4th quarter 2022.
- Quarter-on-quarter analysis shows that the output index reduced by **70.6** percent from **325.1** recorded in 3rd quarter 2023.

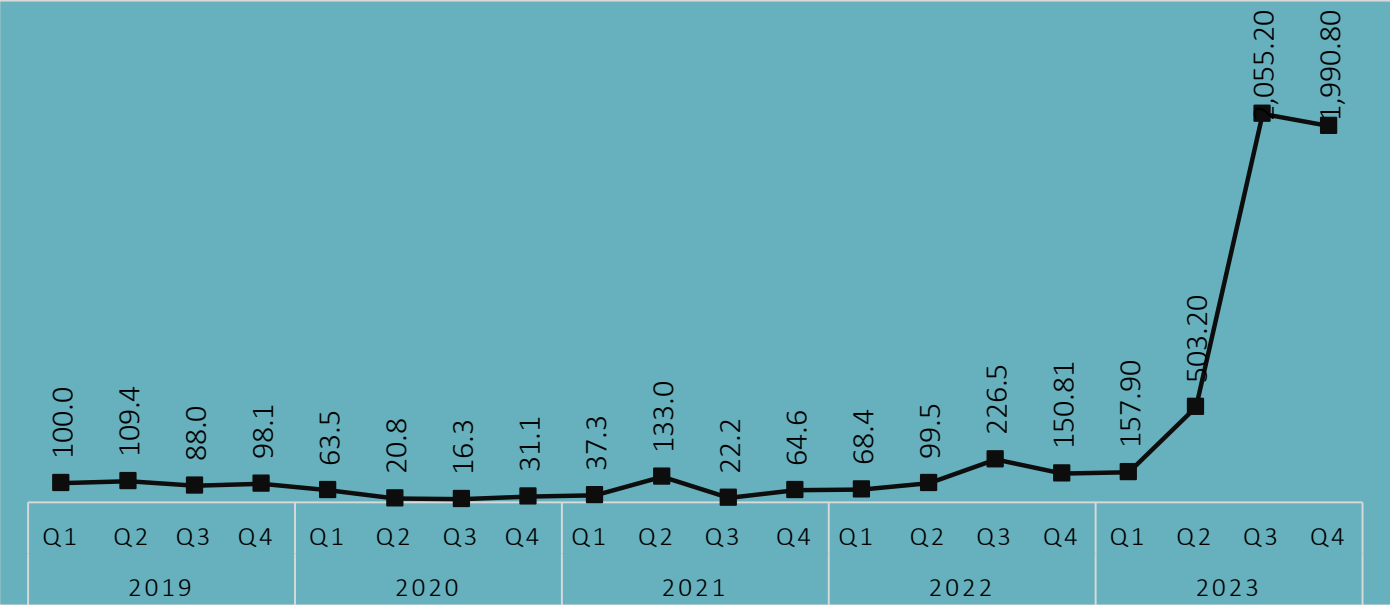
Copper



Quarter	Output (MT)
Q4 '23	3,113
Q3 '23	4,162
Q2 '23	3,013

- The 4th quarter 2023 output index for copper was **146.4**. The year-on-year index analysis shows an increase of **2.4** percent from **143** recorded in 4th quarter 2022.
- The quarter-on-quarter comparison recorded a **15.2** percent decrease from **172.7** recorded in 3rd quarter 2023.

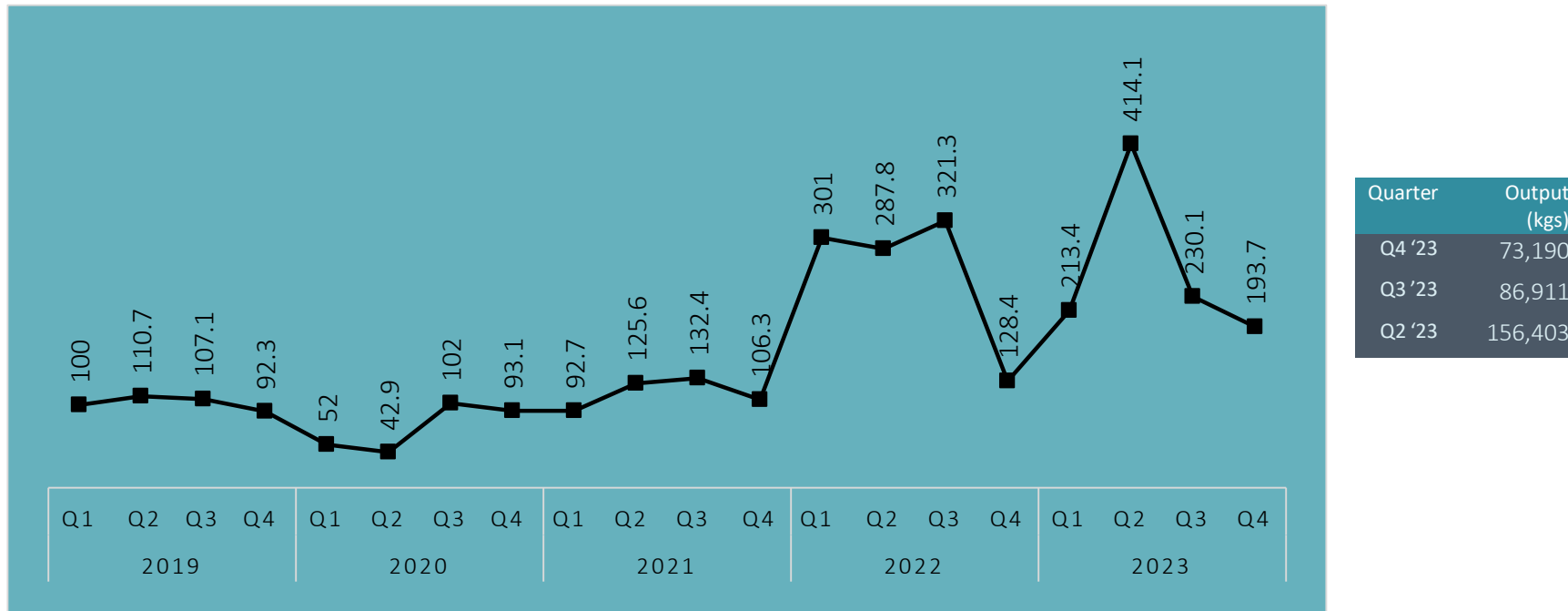
Lithium



Quarter	Output (MT)
Q4 '23	315,287
Q3 '23	325,479
Q2 '23	79,689

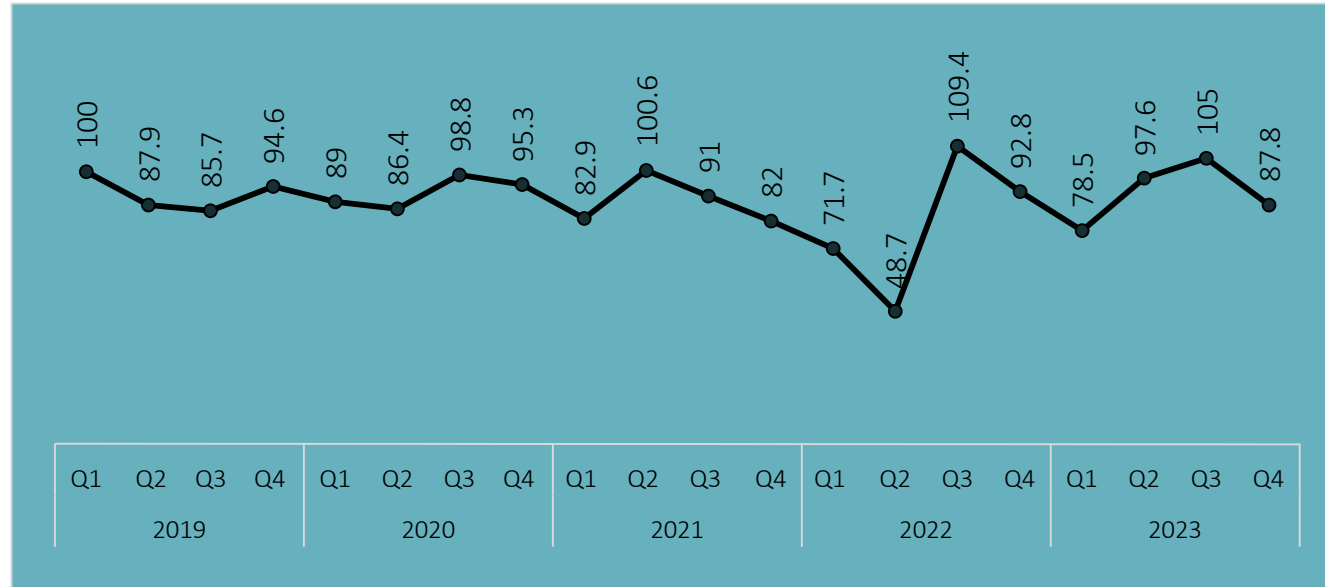
- Lithium production index for 4th quarter 2023 was **1,990.8**.
- Quarter-on-quarter analysis reflects a percentage decrease of **3.1** from **2,055.2** recorded in 3rd quarter 2023.

Granite



- The 4th quarter 2023 production index for granite was **193.7**, recording a year-on-year percentage increase of **50.9** compared to the 4th quarter 2022 index value of **128.4**.
- The quarter-on-quarter analysis shows a **15.8** percentage decrease from **230.1** recorded in 3rd quarter 2023. .

Nickel



Quarter	Output (MT)
Q4 '23	3,882
Q3 '23	4,643
Q2 '23	4,313

- Nickel output index for 4th quarter 2023 was **87.8**, representing a year-on-year decrease of **5.39** percent from **92.8** in 4th quarter 2022.
- Quarter-on-quarter output index had a percentage decrease of **16.4**.

Thank You

