

Wholesale and Retail Trade, (Repair of Motor Vehicles and Motorcycles Retail Trade) Index

1st QUARTER 2019 – 3rd QUARTER 2023

***Wholesale and Retail Trade, and Repair of Motor Vehicles and Motorcycles
Index***

3rd QUARTER 2023

For more information contact:

Zimbabwe National Statistics Agency
P.O. Box CY 342
Causeway, Harare
Zimbabwe
Telephone: 263-242-706681/8 or 263-242-703971/7
Email: pr@zimstat.co.zw
Website: www.zimstat.co.zw

Table of Contents

List of Figures.....	0
1. Introduction	1
2. Wholesale, Retail and Repair of Motor Vehicles and Motorcycles Index.....	1
3. Appendix	3

List of Figures

Figure 1: Quarterly Wholesale and Retail Trade Index, Repair of Motor Vehicles and Motor Cycles, 1 st quarter 2019- 3 rd quarter 2023	1
Figure 2: Year-on-Year Percentage Changes in Wholesale and Retail Trade; Repair of Motor Vehicles and Motor Cycles Indices, 1 st quarter 2019-3 rd quarter 2023.....	1

1. Introduction

This publication presents the Wholesale and Retail Trade, and Repair of Motor Vehicles and Motorcycles Index. The index covers the period 1st quarter 2019 to 3rd quarter 2023.

Index of Wholesale, Retail and Repair of Motor Vehicles and Motor Cycles is an economic indicator that measures the short-term changes in volume of wholesale and retail trade over time, in relation to a given reference period.

Construction of the Wholesale, Retail and Repair of Motor Vehicles and Motor Cycles index is based on trade margins which are the output for Wholesalers and Retailers. In order to get volume measures, the data was deflated using Consumer Price Indices. The

Laspeyres index formula was used in compilation, with February 2019 as the base period.

An average trade margin of 33% was established in a survey conducted in the Wholesale and Retail trade sector.

The index was computed in line with United Nations' International Recommendations for the Index of Industrial Production (IRIIP), 2010, System of National Accounts, 2008 and the OECD Compilation Manual for an Index of Services Production, 2007.

The release further presents both year-on-year and quarter-on-quarter changes for the index.

2. Wholesale, Retail and Repair of Motor Vehicles and Motorcycles Index

The 2. Wholesale, Retail and Repair of Motor Vehicles and Motorcycles Index recorded an index of **119.8** in 3rd quarter 2023 compared to **104.1** in 3rd quarter 2022 (**Figure 1**), resulting in a year-on-year increase of **15.1** percent (**Figure 2**). A quarter-on-quarter comparison shows a **1.9**

percent decrease by when compared to **122.2** recorded in 2nd quarter 2023. (**Figure 3**)

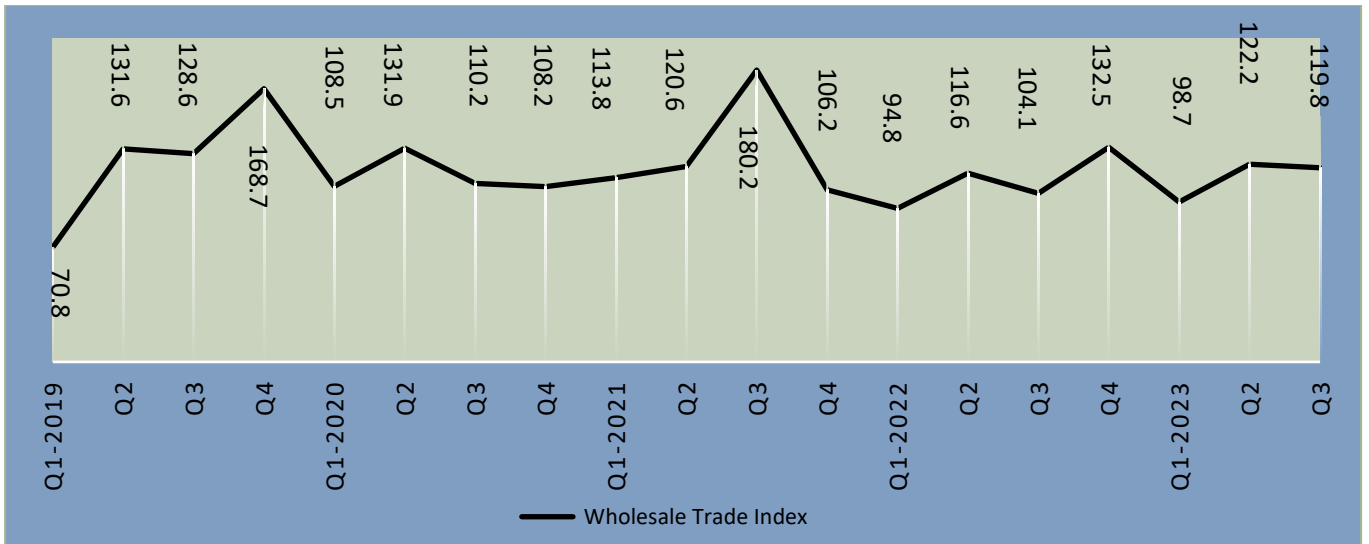


Figure 1: Quarterly Wholesale and Retail Trade Index, Repair of Motor Vehicles and Motor Cycles, 1st quarter 2019-3rd quarter 2023

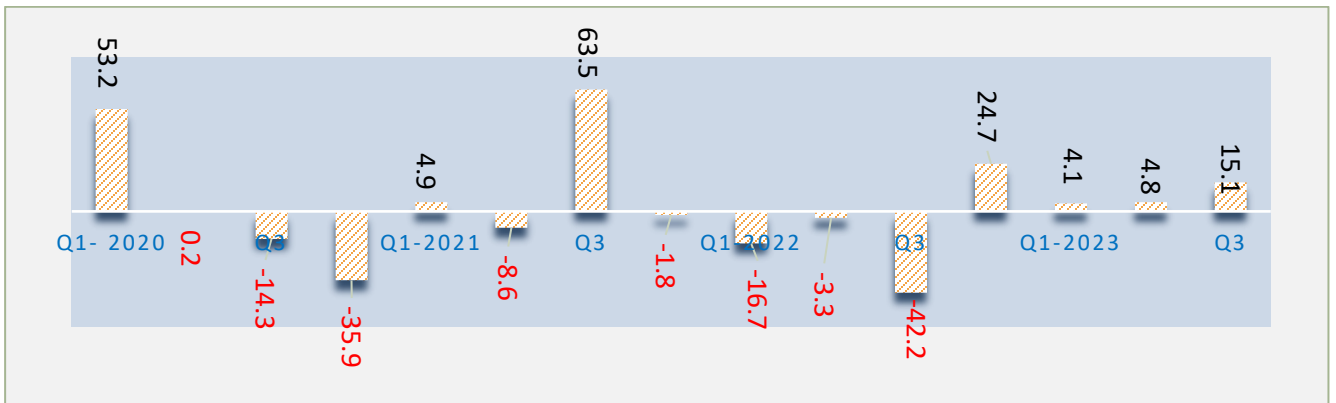


Figure 2: Year-on-Year Percentage Changes in Wholesale and Retail Trade; Repair of Motor Vehicles and Motor Cycles Indices, 1st quarter 2019-3rd quarter 2023

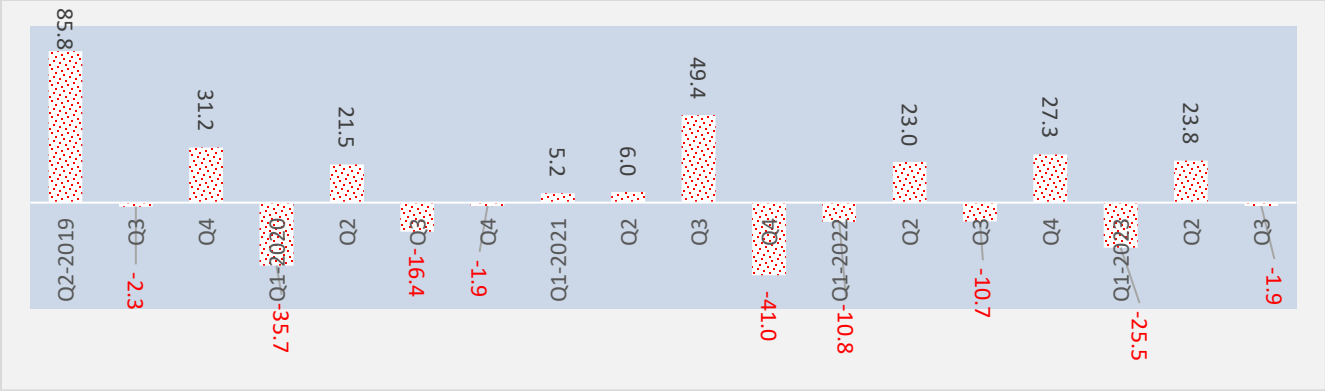


Figure 3: Quarter-on-Quarter Percentage Changes in Wholesale and Retail Trade; Repair of Motor Vehicles and Motor Cycles Indices, 1st quarter 2019-3rd quarter 2023

3. Appendix

Appendix 1: Wholesale and Retail trade, Repair of Motor Vehicles and Motorcycles Index, February 2019 (=100) to Sep 2023

Year	Month	Wholesale and Retail Trade; Repair of Motor Vehicles and Motor Cycles Index	Year	Month	Wholesale and Retail Trade; Repair of Motor Vehicles and Motor Cycles Index
2019	Jan-19	-	2021	May-21	102.0
	Feb-19	100.0		Jun-21	154.8
	Mar-19	41.7		Jul-21	72.2
	Apr-19	185.8		Aug-21	180.0
	May-19	145.9		Sep-21	288.4
	Jun-19	63.2		Oct-21	93.4
	Jul-19	154.7		Nov-21	112.1
	Aug-19	116.8		Dec-21	113.2
	Sep-19	114.3		Jan-22	72.9
	Oct-19	107.9		Feb-22	101.4
	Nov-19	272.3		Mar-22	110.1
	Dec-19	126.0		Apr-22	96.5
2020	Jan-20	117.2	May-22	133.4	
	Feb-20	87.3	Jun-22	119.9	
	Mar-20	121.2	Jul-22	90.4	
	Apr-20	36.4	Aug-22	119.6	
	May 20	253.6	Sep-22	102.4	
	June 20	105.7	Oct-22	116.4	
	July 20	112.9	Nov-22	151.6	
	Aug 20	98.3	Dec-22	129.4	
	Sep-20	119.5	Jan-23	61.9	
	Oct-20	109.7	Feb-23	103.8	
	Nov-20	111.5	Mar-23	130.3	
	Dec-20	103.3	Apr-23	132.4	
2021	Jan-21	94.0	May-23	96.8	
	Feb-21	114.6	June-23	74.8	
	Mar-21	132.9	July-23	40.1	
	Apr-21	105.0	Aug-23	139.9	
			Sep-23	97.8	